

REGIONAL ACTION FRAMEWORK for

Control and Elimination of Neglected Tropical Diseases in the Western Pacific



Regional Action Framework for Control and Elimination of Neglected Tropical Diseases in the Western Pacific

© World Health Organization 2020

ISBN 978 92 9061 907 9

Some rights reserved.

This work is available under the Creative Commons Attribution-NonCommercial-ShareAlike 3.0 IGO licence (CC BY-NC-SA 3.0 IGO; <https://creativecommons.org/licenses/by-nc-sa/3.0/igo>). Under the terms of this licence, you may copy, redistribute and adapt the work for non-commercial purposes, provided the work is appropriately cited, as indicated below. In any use of this work, there should be no suggestion that WHO endorses any specific organization, products or services. The use of the WHO logo is not permitted. If you adapt the work, then you must license your work under the same or equivalent Creative Commons licence. If you create a translation of this work, you should add the following disclaimer along with the suggested citation: "This translation was not created by the World Health Organization (WHO). WHO is not responsible for the content or accuracy of this translation. The original English edition shall be the binding and authentic edition". Any mediation relating to disputes arising under the licence shall be conducted in accordance with the mediation rules of the World Intellectual Property Organization (<http://www.wipo.int/amc/en/mediation/rules>).

Suggested citation. Regional action framework for control and elimination of neglected tropical diseases in the Western Pacific. Manila, Philippines. World Health Organization Regional Office for the Western Pacific. 2020. Licence: CC BY-NC-SA 3.0 IGO.

Cataloguing-in-Publication (CIP) data. 1. Neglected diseases – prevention and control. 2. Parasitic diseases – prevention and control. 3. Tropical medicine. 4. Regional health planning. I. World Health Organization Regional Office for the Western Pacific. (NLM Classification: WC 680).

Sales, rights and licensing. To purchase WHO publications, see <http://apps.who.int/bookorders>. To submit requests for commercial use and queries on rights and licensing, see <http://www.who.int/about/licensing>. For WHO Western Pacific Regional Publications, request for permission to reproduce should be addressed to Publications Office, World Health Organization, Regional Office for the Western Pacific, P.O. Box 2932, 1000, Manila, Philippines, Fax. No. (632) 521-1036, email: wpropuballstaff@who.int.

Third-party materials. If you wish to reuse material from this work that is attributed to a third party, such as tables, figures or images, it is your responsibility to determine whether permission is needed for that reuse and to obtain permission from the copyright holder. The risk of claims resulting from infringement of any third-party-owned component in the work rests solely with the user.

General disclaimers. The designations employed and the presentation of the material in this publication do not imply the expression of any opinion whatsoever on the part of WHO concerning the legal status of any country, territory, city or area or of its authorities, or concerning the delimitation of its frontiers or boundaries. Dotted and dashed lines on maps represent approximate border lines for which there may not yet be full agreement.

The mention of specific companies or of certain manufacturers' products does not imply that they are endorsed or recommended by WHO in preference to others of a similar nature that are not mentioned. Errors and omissions excepted, the names of proprietary products are distinguished by initial capital letters. All reasonable precautions have been taken by WHO to verify the information contained in this publication. However, the published material is being distributed without warranty of any kind, either expressed or implied. The responsibility for the interpretation and use of the material lies with the reader. In no event shall WHO be liable for damages arising from its use.

Photo credits

Cover photos:

– top, left and right: ©WHO/Y.Shimizu, centre: ©Geloy Conception and GARC, ©RTI International/Nguyen Minh Duc
– bottom, left: ©WHO/Y.Shimizu, centre and right: ©WHO

Inside photos: p. 1: ©WHO; p. 24: ©WHO/Y.Shimizu

CONTENTS

Abbreviations	iv
Foreword	v
Executive summary	vi
1. BACKGROUND	1
1.1 NTDs in the Western Pacific Region	3
1.2 Feasibility for control, elimination and eradication of NTDs	3
1.3 Public health interventions for control, elimination and eradication of NTDs	10
1.4 Global and regional roadmaps for control, elimination and eradication of NTDs	13
1.5 Progress and achievements in 2012–2017	14
1.6 Emerging challenges and opportunities	20
1.7 Purpose of the Regional Action Framework	23
2. REGIONAL ACTION FRAMEWORK FOR CONTROL AND ELIMINATION OF NTDs IN THE WESTERN PACIFIC	24
2.1 Vision, goals and aim	24
2.2 Strategic pillars, focus areas and major programmatic activities	25
REFERENCES	36
ANNEXES	
Annex 1. Global or regional disease-specific eradication, elimination and control targets as of June 2018	38
Annex 2. Situation of NTDs in the Western Pacific Region, by country or area (2018)	40
Annex 3. Strategic pillars, focus areas, medicines/vaccines and diagnostic tools for control and elimination of NTDs in the Western Pacific Region	44

ABBREVIATIONS

CL-SWASH	community-led initiative to eliminate schistosomiasis with water, sanitation and hygiene
DEC	diethylcarbamazine citrate
G2D	grade 2 disability
GPELF	Global Programme to Eliminate Lymphatic Filariasis
MDA	mass drug administration
NTD	neglected tropical disease
PACELF	Pacific Programme to Eliminate Lymphatic Filariasis
RPRG	Regional Programme Review Group
SDG	Sustainable Development Goal
SOP	standard operating procedure
WASH	water, sanitation and hygiene
WHO	World Health Organization
WSP	water safety planning

FOREWORD

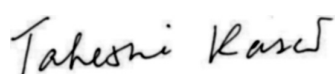
Neglected tropical diseases (NTDs) are a diverse group of disease conditions that most heavily affect people living without access to adequate sanitation, basic infrastructure and health services. But these diseases can be effectively controlled, eliminated or eradicated through a combination of effective public health interventions.

In 2012, the World Health Organization (WHO) Regional Committee for the Western Pacific endorsed the *Regional Action Plan for Neglected Tropical Diseases in the Western Pacific Region (2012–2016)*, setting disease-specific elimination and control goals in the Region. Since then, the Region has seen remarkable progress, primarily through preventive chemotherapy or mass drug administration. More than 40 million people in the Region have been reached with preventive chemotherapy for at least one NTD every year. Eleven more countries and areas in the Region have achieved elimination of lymphatic filariasis and/or trachoma as a public health problem.

With these achievements, the NTD landscape and programmatic needs in the Region are changing. To address these changes, I am pleased to present the *Regional Action Framework for Control and Elimination of Neglected Tropical Diseases in the Western Pacific*, which was endorsed by the Regional Committee in 2018. For diseases with proven elimination strategies and tools, a focused approach continues to accelerate their elimination. For control and elimination of many other diseases, however, efforts are needed to gradually shift from dependence on preventive chemotherapy to a whole-of-system approach with multisectoral interventions and service delivery. This includes enhancing the water supply and sanitation coverage, delivering veterinary public health and vector-control interventions, and increasing access to vaccines and antisera for all vulnerable and affected populations in the Region.

NTDs proliferate in underdeveloped settings where people have little or no access to adequate health care, clean water, sanitation, housing, education and information. The presence of NTDs could be viewed as a proxy for poverty and a weak or nonexistent health system. To control and eliminate NTDs, we must ensure that marginalized and neglected populations, those most in need, are equitably reached by appropriate health services and no one is left behind. In other words, success in fighting NTDs can act as a litmus test for progress on universal health coverage.

Working together, we can build health systems capable of providing universal and equitable access to essential NTD interventions and services, particularly among hard-to-reach, marginalized and vulnerable populations, to ensure that the Western Pacific Region is free of NTDs.



Takeshi Kasai, MD, Ph.D.
Regional Director

EXECUTIVE SUMMARY

Neglected tropical diseases (NTDs) are a diverse group of disease conditions that are most common in tropical and subtropical regions. These diseases most heavily affect people living without access to adequate sanitation, basic infrastructure and health services. In addition to significant morbidity and mortality, these diseases can lead to stigma and discrimination in communities.

The World Health Organization (WHO) prioritizes 20 diseases affecting more than 1 billion people in 149 countries as NTDs. Of these, 15 are endemic in 28 countries and areas in the Western Pacific Region. These diseases are prioritized not only because of the magnitude and impact of their burden, but also because they are amenable to broad control, elimination or eradication by delivering one or more of the five interventions recommended by WHO. The interventions are: (1) preventive chemotherapy; (2) case management and rehabilitation; (3) vector and intermediate host control; (4) veterinary public health; and (5) safe water, sanitation and hygiene.

In 2012, WHO and partners adopted *Accelerating Work to Overcome the Global Impact of Neglected Tropical Diseases: A Roadmap for Implementation*. The Roadmap set out goals and targets to be reached by 2020 and strategies for each NTD based on World Health Assembly resolutions and global initiatives. In the same year, the Regional Committee endorsed the *Regional Action Plan for Neglected Tropical Diseases in the Western Pacific Region (2012–2016)* (WPR/RC63.R4), setting disease-specific elimination and control goals, in line with the NTD Roadmap.

Since then, the Western Pacific Region has seen remarkable progress, primarily through preventive chemotherapy or mass drug administration. From 2016 to 2018, nine countries and areas (Cambodia, Cook Islands, the Marshall Islands, Niue, Palau, Tonga, Vanuatu, Viet Nam, and Wallis and Futuna) were validated for elimination of lymphatic filariasis as a public health problem. These are the first countries and areas in the world to be validated, since China in 2007 and the Republic of Korea in 2008. Cambodia and the Lao People's Democratic Republic became the first countries in the Region to be validated for elimination of blinding trachoma in 2017. The burden of schistosomiasis in many endemic areas of the Region has also been reduced significantly, to the point that elimination is now within reach. In addition, many countries have institutionalized nationwide annual or semi-annual rounds of deworming in children, resulting in reduced prevalence of soil-transmitted helminthiasis in many areas. In 2017 alone, more than 43 million people in 11 countries in the Region received preventive chemotherapy for at least one NTD.

With these achievements, the NTD landscape in the Western Pacific Region is changing. While intensified campaigns can accelerate elimination of some NTDs, efforts are under way to gradually expand the focus from dependence on preventive chemotherapy to combining preventive chemotherapy with a whole-of-system multisectoral approach to accelerate control and elimination of NTDs. This approach will be informed by accurate determination of burden and distributions through strengthened surveillance, including in pre- and post-elimination settings.

In 2017, three disease conditions were added to the global NTD portfolio, namely scabies and other ectoparasitic infestations, snakebite envenoming, and chromoblastomycosis and other deep mycoses. As new disease conditions are added, actions must be taken to assess the most effective way to integrate them into the overall framework for control and elimination of NTDs.

NTDs are included in the Sustainable Development Goals (SDGs). Universal health coverage will be key for NTD control and elimination, helping sustain gains by ensuring that needed health services reach all people, particularly marginalized and neglected populations. The SDGs present opportunities to accelerate progress on NTDs through whole-of-system multisectoral interventions, such as improvements in water and sanitation, food safety, environmental health and veterinary public health, in addition to health services.

The Regional Action Framework is intended to guide Member States, WHO and other donors and partners to work together to systematically and progressively strengthen various weaknesses in programmatic areas and/or contribute to enhancing relevant health system components so that universal and equitable access to essential NTD interventions and services, particularly in hard-to-reach marginalized populations, is achieved and control and elimination of NTDs are accelerated.

The vision of the Western Pacific Region free from NTDs is achieved through twin goals:

1. Achieve and sustain the status of elimination of NTDs targeted in resolutions of the World Health Assembly, namely leprosy, lymphatic filariasis, rabies, schistosomiasis, trachoma and yaws.
2. Achieve and sustain control of other NTDs and alleviate suffering from NTD-associated morbidity and disabilities.

The goals are achieved through four interrelated strategic pillars with seven focus areas:

PILLAR 1 CATALYSING COORDINATED MULTISECTORAL ACTIONS

FOCUS AREA 1. Strategic planning and programme review

FOCUS AREA 2. Advocacy and partnership

PILLAR 2 ENHANCING INTERVENTION AND SERVICE DELIVERY

FOCUS AREA 3. Supply and logistics management

FOCUS AREA 4. Intervention and service delivery

PILLAR 3 ENGAGING AND EMPOWERING COMMUNITIES

FOCUS AREA 5. Health risk communications and social mobilization

PILLAR 4 MEASURING IMPACTS AND GENERATING EVIDENCE

FOCUS AREA 6. Surveillance, laboratory and health information systems

FOCUS AREA 7. Research and innovation

There is a significant diversity in endemic diseases, their burden, the progress of control interventions and local context between countries and areas in the Western Pacific Region. The Regional Action Framework provides a framework for countries and areas in the Region to use when they develop or update national plans to strengthen key aspects of the NTD programme and to accelerate control and elimination of NTDs endemic in each country. Guided by an analysis of their respective situation, each country and area is encouraged to identify key programmatic areas and issues to be addressed, identify relevant sectors and partners to cooperate, and jointly plan and deliver key actions.



1. BACKGROUND

Neglected tropical diseases (NTDs) are a diverse group of disease conditions, the majority of which are caused by parasitic infections and most usually affect people living without access to adequate sanitation, basic infrastructure, and health services in tropical and subtropical regions. NTDs are both a cause and consequence of poverty, causing physical and intellectual impairments, preventing children from attending schools, and reducing economic productivity.

People affected by NTDs are frequently the target of stigmatization and discrimination in their communities. For example, individuals affected by lymphoedema or hydrocele because of lymphatic filariasis, who are visually impaired because of trachoma, or who have severe skin lesions or physical deformity resulting from yaws, Buruli ulcer or leprosy can be socially excluded, affecting their ability to work and care for and live with their families. NTDs are termed “neglected” because the affected populations are often the most vulnerable, hard-to-reach populations that often cannot afford appropriate medical services and that have little political voice in the society for change.

NTDs are an integral part of the Sustainable Development Goals (SDGs). SDG Target 3.3 specifically aims to end the epidemic of neglected tropical diseases by 2030. Achieving this target will also have a direct impact on Target 3.8, which aims to “achieve universal health coverage”. The World Health Organization (WHO) defines universal health coverage to mean that all people in need can access promotive, preventive, curative, rehabilitative and palliative health services of sufficient quality, without suffering financial hardship (1). NTDs proliferate in underdeveloped settings where people have little or no access to adequate health care, clean water, sanitation, housing, education and information, and therefore a presence of NTDs often indicates health system weaknesses and poor

infrastructure. In May 2013, the World Health Assembly adopted a resolution calling on WHO Member States to intensify efforts to address NTDs, integrate such efforts into primary health services, and ensure universal access to preventive chemotherapy and treatment. Target 3.8 can be achieved only if all people and communities affected by NTDs receive appropriate health services (2). In other words, the fight to control and eliminate NTDs is a journey to ensure that the most marginalized and neglected populations, that are most in need, are equitably reached by appropriate health services and no one is left behind (Boxes 1 and 4).

BOX 1 Strengthening eye health services through trachoma elimination efforts in the Pacific

Trachoma is the leading cause of infectious blindness worldwide. In the Western Pacific Region, it is currently endemic in seven countries, namely, Australia, Fiji, Kiribati, Papua New Guinea, Solomon Islands, Vanuatu and Viet Nam.

In 1996, WHO launched the WHO Alliance for the Global Elimination of Trachoma by 2020, and in 1998, the World Health Assembly endorsed resolution WHA51.11, calling for the global elimination of blinding trachoma. To support elimination efforts, WHO recommends that countries adopt the SAFE strategy: surgery for trichiasis; antibiotics to clear infection; facial cleanliness to reduce transmission; and environmental improvement for elimination of trachoma. The WHO process to validate achievement of elimination of trachoma as a public health problem also includes an assessment of the country's health system capacity to detect and treat potential patients even beyond validation.

Member States, WHO and other partners have been working together to strengthen capacity to implement the SAFE strategy in all trachoma-endemic countries globally. In the Pacific, this includes training for ophthalmologists, other doctors and nurses on surgical interventions and eye examinations and training for health workers in remote island nations with limited ophthalmologic capacity, such as Kiribati, Solomon Islands and Vanuatu, to ensure sustained access to quality-assured antibiotics and facial cleanliness. These disease-specific elimination efforts are driving health system strengthening so that marginalized populations in remote, hard-to-reach communities, that are most in need, have access to quality eye health service.

1.1 NTDs IN THE WESTERN PACIFIC REGION

Through a systematic process for evaluation, WHO has classified 20 diseases affecting more than 1 billion people in 149 countries as NTDs, based on the following criteria (3):

1. disproportionately affect populations living in poverty and cause important morbidity and mortality – including stigma and discrimination – in such populations, justifying a global response;
2. primarily affect populations living in tropical and subtropical areas;
3. are immediately amenable to broad control, elimination or eradication by applying one or more of the five public health interventions recommended by WHO, namely, preventive chemotherapy, veterinary public health, provision of safe water, sanitation and hygiene (WASH), vector and intermediate host control, and case management and rehabilitation; and/or
4. are relatively neglected by research – that is, resource allocation is not commensurate with the magnitude of the problem – when it comes to developing new diagnostics, medicines and other control tools.

Of the 20 classified diseases, 15 are currently endemic in countries and areas of the Western Pacific Region (Table 1) and in total 28 countries or areas have at least one endemic NTD. Many NTDs are parasitic diseases transmitted to humans through insects or other vectors, such as mosquitoes, flies or freshwater snails, while others are caused by bacteria, mites, viruses or toxins. For most causal agents of NTDs, transmission is due to a lack of safe water, proper sanitation and/or hygiene in affected households and communities. Furthermore, many are zoonotic. As such, populations without basic infrastructure such as adequate water supply and sanitation facilities and that are in frequent contact with infectious vectors, domestic animals and livestock are those most affected.

1.2 FEASIBILITY FOR CONTROL, ELIMINATION AND ERADICATION OF NTDs

Since the 1950s, WHO has prioritized NTDs not only because of the magnitude and impacts of their burden, but also because there is accumulated evidence to indicate that effective delivery of public health interventions to affected communities will enable broad control, elimination and eradication of the diseases, as defined by WHO (Box 2).

TABLE 1. NTDs endemic in the Western Pacific Region and their causal agents, major vectors and intermediate and final hosts

DISEASE	Causal agent	Major vector or intermediate host	Major final host
Buruli ulcer	Bacteria	–	Human
Dengue	Virus	Mosquito	Human
Echinococcosis	Parasitic helminth	Sheep, goat, cattle, camel (<i>Echinococcus granulosus</i>) Rodents (<i>E. multilocularis</i>)	Dog, wolf (<i>E. granulosus</i>) Fox, dog (<i>E. multilocularis</i>)
Foodborne trematodiasis	Parasitic helminth	Freshwater snail, freshwater fish or crustacean	Dog, cat, rat, pig, human
Leishmaniasis	Parasitic protozoa	Phlebotomine sandfly	Human, dog
Leprosy	Bacteria	–	Human
Lymphatic filariasis	Parasitic helminth	Mosquito	Human
Rabies	Virus	–	Dog
Scabies and other ectoparasites	Mite	–	Human
Schistosomiasis	Parasitic helminth	Freshwater snail	Human Buffalo, cattle, dog, cat
Snakebite envenoming	Toxin venom	–	–
Soil-transmitted helminthiasis	Parasitic helminth	–	Human
Taeniasis/cysticercosis	Parasitic helminth	Pig (<i>Taenia solium</i>) Cattle (<i>T. saginata</i>) Human (cysticercosis)	Human (taeniasis)
Trachoma	Bacteria	–	Human
Yaws	Bacteria	–	Human

BOX 2 Definitions of eradication, elimination and control of NTDs

WHO recommends using the following practical definitions for the global NTD roadmap targets (4):

Eradication is the permanent reduction to zero of a specific pathogen, as a result of deliberate efforts, with no more risk of reintroduction. The process of documenting eradication is called certification.

Elimination of transmission (also referred to as interruption of transmission) is the reduction to zero of the incidence of infection caused by a specific pathogen in a defined geographical area, with minimal risk of reintroduction, as a result of deliberate efforts; continued actions to prevent re-establishment of transmission may be required. The process of documenting elimination of transmission is called verification.

Elimination as a public health problem is a term related to both infection and disease. It is defined by achievement of measurable global targets set by WHO in relation to a specific disease. When reached, continued actions are required to maintain the targets and/or to advance the interruption of transmission. The process of documenting elimination as a public health problem is called validation.

Control is the reduction of disease incidence, prevalence, morbidity and/or mortality to a locally acceptable level as a result of deliberate efforts; continued intervention measures are required to maintain the reduction. Control may or may not be related to global targets set by WHO.

Since WHO was founded in 1948, the agenda of the World Health Assembly has included a commitment to working to reduce the burden of diseases that are now considered NTDs. To date, the World Health Assembly has adopted 70 resolutions calling on Member States to work to overcome NTDs. Key global goals and targets endorsed by the World Health Assembly are listed in Table 2.

TABLE 2. WHO global 2020 goals for NTDs endemic in the Western Pacific Region

DISEASE	WHO GLOBAL GOALS			RELEVANT RESOLUTION
	Eradication	Elimination*	Control	
Buruli ulcer			✓	WHA57.1 (2004)
Dengue			✓	WHA55.17 (2002)
Echinococcosis			✓	WHA3.23 (1950)
Foodborne trematodiasis			✓	WHA31.48 (1978)
Leishmaniasis			✓	WHA60.13 (2007)
Leprosy		✓		WHA51.15 (1998)

TABLE 2. WHO global 2020 goals for NTDs endemic in the Western Pacific Region (*continued*)

DISEASE	WHO GLOBAL GOALS			RELEVANT RESOLUTION
	Eradication	Elimination*	Control	
Lymphatic filariasis		✓		WHA50.29 (1997)
Rabies		✓		WHA3.20 (1950)
Schistosomiasis		✓		WHA65.21 (2012)
Snakebite envenoming			✓	WHA71.5 (2018)
Soil-transmitted helminthiases			✓	WHA54.19 (2001)
Taeniasis/cysticercosis			✓	WHA31.48 (1978)
Trachoma		✓		WHA51.11 (1998)
Yaws	✓			WHA31.58 (1978)

* Including elimination as a public health problem and elimination within a specific geographical region.

Source: World Health Organization (5).

1.2.1 Diseases targeted for eradication, elimination (interruption of transmission) or elimination as a public health problem

Yaws is targeted for global eradication. Humans are the only host, and effective treatment and serologic rapid diagnostic tests to detect clinically active yaws are available (6). Furthermore, elimination feasibility has been demonstrated in the past. In 1954, WHO and the United Nations Children's Fund launched a global yaws eradication campaign using benzathine penicillin injection that reduced global cases by 95% by the late 1960s. However, premature programme abandonment and weak surveillance led to a resurgence of cases in many countries, prompting WHO to restart control programmes in 2007 (4). Mass treatment with a single oral dose of azithromycin has been proven as effective as benzathine penicillin injection for eradication (7). Since 2018, azithromycin has been donated free of charge through WHO.

LYMPHATIC FILARIASIS is targeted for global elimination as a public health problem. Humans are the only reservoir of infection, except for *Brugia malayi*, which has a reservoir in nonhuman primates that does not appear to contribute significantly to transmission to humans (8, 9). Effective treatment and serologic rapid diagnostic tests are available. Mass drug administration (MDA) with a combination therapy of albendazole and diethylcarbamazine citrate (DEC) – or albendazole and ivermectin in countries where onchocerciasis

is co-endemic – has been a principal strategy for interruption of transmission of lymphatic filariasis (8). In 2017, WHO recommended a triple drug therapy of albendazole, DEC and ivermectin as a more effective strategy with potential to shorten the time frame for elimination from 5–6 years to 1–2 years (10). Albendazole and DEC are donated free of charge through WHO, whereas ivermectin is donated through the Mectizan Donation Program in coordination with WHO. Feasibility of elimination has been demonstrated in many countries. In the Western Pacific Region alone, 11 countries have been validated for having eliminated lymphatic filariasis as a public health problem since 2000.

TRACHOMA is targeted for global elimination as a public health problem referring to blinding trachoma. Mass treatment with a single oral dose of azithromycin is recommended as part of the SAFE strategy for elimination of the disease (11). Azithromycin is donated free of charge through the International Trachoma Initiative. Trachoma is clinically diagnosed, and the WHO trachoma simplified grading system is available to ease field diagnosis (12). In the Western Pacific Region, two countries were validated in 2017 for having eliminated trachoma as a public health problem.

SCHISTOSOMIASIS is targeted for elimination in the WHO Eastern Mediterranean Region, the Caribbean and the WHO Western Pacific Region (13). Praziquantel is effective in killing *Schistosoma* worms, and MDA with praziquantel has been proven to be highly effective in reducing transmission. Japan, where *S. japonicum* was once endemic, eliminated the disease through effective vector control and surveillance with the last reported case in 1977 (14). China has significantly reduced the disease prevalence through a multisectoral approach involving WASH and the treatment and management of animal reservoirs; it claims to have achieved interruption of transmission in over 80% of endemic counties by the end of 2017. Praziquantel is currently donated through WHO, but the donated drugs are distributed mainly to children in Africa.

DOG-MEDIATED RABIES IN HUMANS is targeted for global elimination as a public health problem. Although rabies can infect and be transmitted by a wide range of mammals, 99% of all rabies transmissions to humans result from the bites of rabid dogs (15). Dog vaccination is the mainstay of dog-mediated rabies control. Effective control and eventual elimination of dog-mediated rabies can be achieved if campaigns are conducted recurrently (usually annually) with a vaccination coverage of at least 70%. This coverage is considered to be sufficient to maintain the required level of herd immunity in the susceptible population despite dog population turnover (births, deaths, animal movement) in the period between campaigns (16). Many developed countries have eliminated rabies in humans by dog registration, mass vaccination of dogs and control of the stray dog population. In addition, effective and safe rabies vaccines – intended as both pre- and post-exposure prophylaxis – are available to prevent rabies in humans. Prompt administration of post-exposure prophylaxis after exposure, combined with proper wound management and simultaneous administration of rabies immunoglobulins where indicated, is almost invariably effective in preventing rabies, even after high-risk exposure (16).

GLOBAL ELIMINATION OF LEPROSY as a public health problem was achieved in 2000 and a decade before in the Western Pacific Region. Currently leprosy is targeted for global elimination defined as interruption of transmission (5). The exact mechanism of transmission of leprosy is not known. Humans are the only known reservoir of infection (17). However, a naturally occurring disease with organisms indistinguishable from *Mycrobacterium leprae* has also been detected among a few wild animals (17). Leprosy can be easily diagnosed by clinical signs alone. Effective treatment – multidrug therapy (MDT) – is available and donated free of charge through WHO (18).

1.2.2 Diseases targeted for control

TAENIA SOLIUM TAENIASIS/CYSTICERCOSIS is currently targeted for control. Effective, safe and inexpensive medicines (niclosamide, praziquantel or albendazole) are available for mass treatment of humans (19, 20). Additionally, a vaccine to prevent infection in pigs and thus prevent transmission of *T. solium* to humans and antihelminthics to treat infected pigs are available (20). These interventions for prevention and treatment make the ultimate elimination of *T. solium* taeniasis/cysticercosis potentially achievable, as declared by the International Task Force for Disease Eradication in 1992 (9). Feasibility of elimination of *T. solium* taeniasis/cysticercosis has been demonstrated in Europe and in parts of Peru.

SOIL-TRANSMITTED HELMINTHIASES are also targeted for control. Humans are known to be the only reservoir for these infections (9); however, humans might be accidentally infected by zoonotic species. Effective, safe and inexpensive medicines (albendazole and mebendazole) are available and used for regular large-scale deworming to reduce worm burdens and control associated morbidity in infected individuals and affected communities (21). Albendazole and mebendazole are currently donated through WHO for large-scale deworming to control soil-transmitted helminthiasis in school-aged children worldwide. However, improving sanitation and hygiene is equally important to effectively reduce and ultimately interrupt transmission in the long term.

FOODBORNE TREMATODE INFECTIONS, consisting of clonorchiasis, opisthorchiasis, fascioliasis and paragonimiasis, are targeted for control. For these trematodes, effective, safe and inexpensive medicines (praziquantel for clonorchiasis, opisthorchiasis and paragonimiasis; triclabendazole for fascioliasis and paragonimiasis) are available to be used for mass treatment of humans in high-risk communities to reduce the worm burden and the prevalence of infection in affected communities (20). However, these trematodes are closely linked with food habits and hygiene in endemic areas. Therefore, food safety risk communications play a key role for prevention of reinfection. As they are also zoonotic, veterinary public health and environmental measures, including treating domestic or livestock animals, enforcing separation between husbandry and humans, and draining grazing lands, might also be adopted (20).

ECHINOCOCCOSIS is targeted for control. Humans act as accidental intermediate hosts and are not involved in transmitting the infection to the definitive host (21). Therefore, control interventions should be targeted to the definitive hosts (dogs and foxes) with the aim to reduce or eliminate their adult worm burdens, and, in the case of cystic echinococcosis, to reduce transmission through the parasite's livestock intermediate hosts. Effective anticestode medicine (praziquantel) is available for mass treatment of such animals, but the logistics of regular mass treatment is a challenge. Vaccines for intermediate hosts such as sheep and goats to prevent their infection are also available for control of cystic echinococcosis. Cystic echinococcosis has been eliminated in several previously highly endemic regions through regular deworming of dogs, health education, meat inspection, and effective surveillance in livestock and human populations (22).

DENGUE is targeted for control. Humans are the major vertebrate hosts of the virus. There is no direct person-to-person transmission. Dengue is transmitted principally by the *Aedes aegypti* mosquito, which bites during daylight hours. There are no specific antiviral treatments against dengue fever. Early detection and case management, surveillance, outbreak response and sustainable vector management are key technical elements of the control strategy (23).¹ Several candidate vaccines are currently under evaluation.

BURULI ULCER is targeted for control. The transmission dynamics of Buruli ulcer have yet to be completely elucidated. Different combinations of antibiotics given for eight weeks are used to treat the Buruli ulcer irrespective of the stage (24). Early detection and antibiotic treatment is the cornerstone of the control strategy.

LEISHMANIASIS is targeted for control (visceral leishmaniasis is targeted for regional elimination in the Indian subcontinent) (5). Control of the disease requires a combination of strategies including early case detection and treatment, control of vectors and animal reservoir hosts. Some species of *Leishmania* parasites also may be spread via contaminated needles or blood transfusions (25). Congenital transmission has also been reported (25).

SNAKEBITE ENVENOMING AND SCABIES AND OTHER ECTOPARASITES were added to the NTD portfolio in 2017. Effective treatments are available for both conditions. Snake antivenoms are effective treatments to prevent or reverse most of the harmful effects of snakebite envenoming and are included in the WHO list of essential medicines (26). Most deaths and serious consequences from snake bites are entirely preventable by making safe and effective antivenoms more widely available and accessible, and raising awareness of primary prevention among communities and health workers. For scabies, a number of effective medications are also available. Feasibility of MDA using oral ivermectin for elimination of scabies is being investigated in several countries (27). Roadmaps for effective control of these health conditions are being developed.

1. The regional response to dengue is covered in the *Western Pacific Regional Action Plan for Dengue Prevention and Control* (2016).

1.3 PUBLIC HEALTH INTERVENTIONS FOR CONTROL, ELIMINATION AND ERADICATION OF NTDs

NTDs share several common features. The most profound commonality is geographical distribution of the diseases and their stranglehold on the poor and marginalized populations in tropical and subtropical areas, but another important commonality is the effectiveness of public health interventions for control, elimination and eradication across the diseases (5).

In 2003, WHO shifted the focus of control measures away from treating specific diseases to addressing multiple NTD burdens through the application of public health interventions (5). One or more of the five WHO-recommended public health interventions may predominate for the control of a specific NTD or group of NTDs depending on its endemicity, its local transmission dynamics, recent burden and existing health system capacity (Table 3); however, disease control is more effective when these approaches are combined and delivered locally in a coordinated manner.

1.3.1 Preventive chemotherapy

Preventive chemotherapy is defined as the large-scale distribution of safe medicines, either alone or in combination, to population groups at risk. It is implemented at regular intervals with an aim to reduce the extensive morbidity associated with selected NTDs and ultimately reduce and interrupt their transmission where possible. The diseases targeted by preventive chemotherapy are characterized by a chronic evolution of morbidity that gives rise to late or non-specific symptoms, with the consequence that individuals are frequently unaware of being infected for a long time (28).

Treatment must therefore be provided actively and does not need to be repeated frequently by virtue of the previously mentioned slow disease evolution. Preventive chemotherapy has been the mainstay of control and elimination of many NTDs endemic in the Western Pacific Region.

There are three modalities by which preventive chemotherapy interventions are implemented (28):

- **MDA:** when the entire population of an area is administered;
- **targeted chemotherapy:** chemotherapy is administered to specific risk groups in the population as defined by age, sex, or other social characteristics (for example, school-aged children, fisherman); and
- **selective chemotherapy:** when, as a result of regular screening in a population living in an endemic area, chemotherapy is administered to all individuals found (or suspected) to be infected.

1.3.2 Veterinary public health

Veterinary public health is defined as the application of veterinary science, including animal vaccination, deworming and veterinary surveillance, to detect, prevent, control and eventually eliminate zoonoses and thus protect health of humans. A number of NTDs are zoonotic, naturally transmitted between animals and humans. Preventing and mitigating their occurrence in humans requires controlling and, where feasible, eliminating the diseases in their animal reservoirs (particularly final hosts) through collaborative, cross-sectoral efforts of human and animal health systems (29).

1.3.3 Provision of safe water, sanitation and hygiene (WASH)

WASH interventions include improvements of:

- **safe water supply:** for consumption, reducing contact with surface water, and enabling hygiene practices, treatment, care and rehabilitation;
- **sanitation:** to reduce contamination of the environment and prevent vector breeding; and
- **hygiene practices:** for preventing primary and secondary infections and reducing transmission.

For a majority of NTDs, transmission is due to a lack of safe water, proper sanitation and/or hygiene in affected families and communities. While preventive chemotherapy can exert immediate impacts in reducing prevalence of infection and morbidity burden, WASH interventions are required to sustain such impacts and further reduce and ultimately eliminate transmission. Clean water and hygiene are also essential for provision of appropriate care and rehabilitation services for those affected by residual morbidities and chronic disabilities caused by NTDs. WASH interventions aim to reduce and ultimately eliminate transmission of such NTDs and also to ensure effective care for those with physical impairments and disabilities due to NTDs (30).

1.3.4 Control of vectors and intermediate hosts

Many NTDs involve vectors (insects) or intermediate hosts (for example, aquatic snails) in their transmission. This intervention refers to safe and judicious use of public-health pesticides to control vectors and intermediate hosts through integrated vector management (5). Control of vectors and intermediate hosts is aimed at contributing to reducing the heavy burden of vector-borne NTDs and has the potential to play a significant role during the elimination of some of NTDs such as lymphatic filariasis, schistosomiasis and leishmaniasis.

1.3.5 Case management and rehabilitation

Many NTDs, if not treated in a timely manner, cause acute or chronic morbidities and disabilities that often require long-term care and rehabilitation services, including psychosocial and physical support. This intervention includes detection, treatment and management of acute and chronic clinical manifestations of NTDs, including skin/wound care and surgery, and rehabilitation services. It aims to allow affected individuals to be detected and managed within the primary health care system along the continuum of care, in line with the *WHO Global Disability Action Plan 2014–2021: Better Health for All People with Disability* (31).

TABLE 3. WHO-recommended public health interventions for control and elimination of NTDs

DISEASE	Preventive chemotherapy	Veterinary public health	WASH [#]	Vector control	Case management and rehabilitation
Buruli ulcer			✓		✓
Dengue				✓	✓
Echinococcosis		✓	✓		✓
Foodborne trematodiasis	✓	✓	✓	*	✓
Leishmaniasis		*	✓	✓	✓
Leprosy			✓		✓
Lymphatic filariasis	✓		✓	*	✓
Rabies		✓	✓		✓
Scabies and other ectoparasites			✓		✓
Schistosomiasis	✓	*	✓	*	✓
Snakebite envenoming					✓
Soil-transmitted helminthiasis	✓		✓		✓
Taeniasis/cysticercosis	✓	✓	✓		✓
Trachoma	✓		✓		✓
Yaws	✓		✓		✓

* Recommended depending on species, geographical locations and/or endemicity status.

[#] WASH: water, sanitation and hygiene

1.4 GLOBAL AND REGIONAL ROADMAPS FOR CONTROL, ELIMINATION AND ERADICATION OF NTDs

In 2012, the WHO Strategic and Technical Advisory Group for Neglected Tropical Diseases and partners adopted a global roadmap for control, elimination and eradication of NTDs – *Accelerating Work to Overcome the Global Impact of Neglected Tropical Diseases: A Roadmap for Implementation* (5). The Roadmap, together with various disease-specific strategies, has been serving as a guide and direction for all stakeholders involved in the fight against NTDs. Subsequently, pharmaceutical companies, donors, governments of endemic countries and nongovernmental organizations collectively signed the *London Declaration on Neglected Tropical Diseases* in 2012, forming one of the biggest public–private partnerships in global health and committing to control, eliminate or eradicate 10 diseases by 2020 and improve the lives of over 1 billion people (32).

In September 2012, the sixty-third Regional Committee for the Western Pacific endorsed the *Regional Action Plan for Neglected Tropical Diseases in the Western Pacific (2012–2016)* (RC63.R4) (33). The Plan was designed to serve as a regional NTD roadmap for a five-year period by linking the WHO global NTD roadmap with national NTD plans of action. Disease-specific targets were set as follows:

1. elimination of lymphatic filariasis in 10 additional countries and areas by 2016;
2. elimination of schistosomiasis in Cambodia, China and the Lao People's Democratic Republic by 2016;
3. elimination of trachoma in Cambodia, China and Viet Nam by 2016;
4. elimination of leprosy in Kiribati, the Marshall Islands and the Federated States of Micronesia, and further reduction of disease burden in other countries and areas by 2016;
5. reduction of clinical cases of yaws to zero in high-risk areas in Vanuatu and progress towards elimination in Papua New Guinea and Solomon Islands by 2016;
6. reduction in morbidity from soil-transmitted helminthiases through national deworming coverage of at least 75% of at-risk school-aged children in 12 countries, preschool-aged children in 10 countries, and women of childbearing age in four countries by 2016; and
7. reduction in morbidity from foodborne trematodiases through preventive chemotherapy coverage of at least 75% of the at-risk population in the Lao People's Democratic Republic, the Republic of Korea and Viet Nam by 2016.

The Regional Action Plan also identified five areas for strengthening to achieve the above-mentioned targets: 1) political commitment, advocacy and resource mobilization; 2) NTD programme management and intersectoral collaboration; 3) access to NTD prevention and case management interventions; 4) integrated surveillance, monitoring and evaluation; and 5) research capacity.

1.5 PROGRESS AND ACHIEVEMENTS IN 2012–2017

The Western Pacific Region has seen remarkable progress towards the achievement of goals and targets put forth by the Roadmap and the Regional Action Plan since their launch in 2012.

1.5.1 Nine more countries validated for elimination of lymphatic filariasis as a public health problem

Nine out of 22 countries and areas endemic for lymphatic filariasis (Cambodia, Cook Islands, Kiribati, the Marshall Islands, Niue, Tonga, Viet Nam, Vanuatu, Wallis and Futuna) were validated by WHO as having eliminated lymphatic filariasis as a public health problem in 2016–2018 (Table 4). The last countries to be validated were China and the Republic of Korea in 2007 and 2008, respectively. Three additional countries have stopped MDAs and have been undertaking post-MDA surveillance nationwide (Table 4). As a result, compared to 2011, 18.09 million people in the Western Pacific Region no longer required MDA for lymphatic filariasis in 2016 (13.04 million people required MDA in 2017). All other countries have been either implementing post-MDA surveillance in many of their endemic areas or enhancing MDA coverage in all remaining areas with residual transmission.

TABLE 4. Progress of elimination of lymphatic filariasis in the Western Pacific Region, 2018

MDA at < 100% geographical coverage	MDA at 100% geographical coverage	Under post-MDA surveillance	Validated
New Caledonia Papua New Guinea	American Samoa Fiji French Polynesia Malaysia Micronesia, Federated States of Philippines Samoa Tuvalu	Brunei Darussalam Kiribati Lao People's Democratic Republic	Cambodia Cook Islands Marshall Islands Niue Palau Tonga Vanuatu Viet Nam Wallis and Futuna

1.5.2 Two countries validated for elimination of trachoma as a public health problem

Two of 10 countries endemic for trachoma (Cambodia and the Lao People's Democratic Republic) were the first in the Region to be validated by WHO as having eliminated trachoma as a public health problem (Table 5). China has also announced achievement of the elimination targets. Kiribati, Solomon Islands and Vanuatu implemented MDAs following pre-MDA surveys between 2014 and 2018, with coverage ranging between 74% and 91%. WHO convened an expert consultation to review the trachoma situation in the Pacific on 17–19 January 2018 in Melbourne, Australia. The consultation recommended country-specific action priorities for all endemic Pacific island countries.

TABLE 5. Progress of elimination of trachoma in the Western Pacific Region, 2018

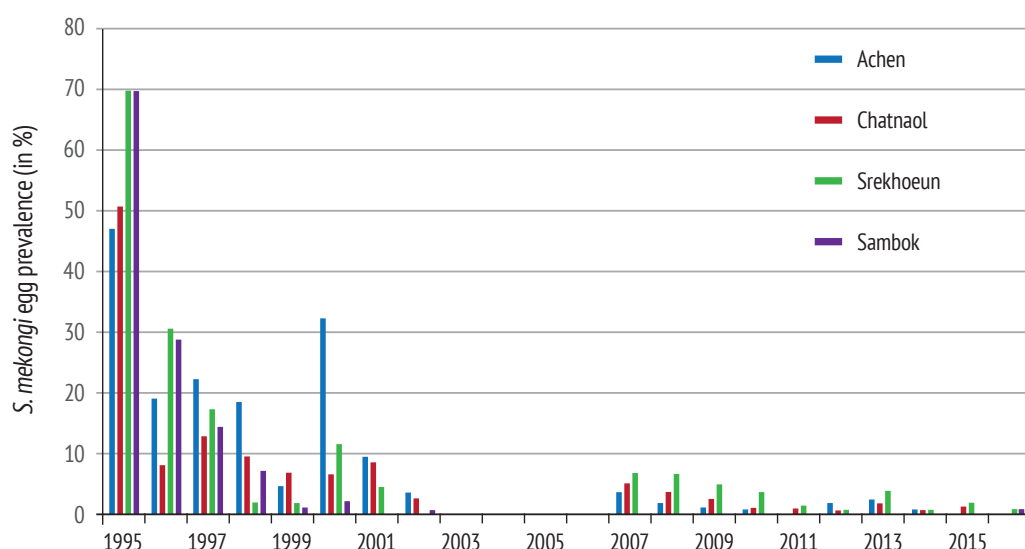
Mapping/ baseline survey	SAFE at 100% geographical coverage	Under surveillance/ claims to have eliminated	Validated
Fiji Papua New Guinea	Australia Kiribati Viet Nam	China Solomon Islands Vanuatu	Cambodia Lao People's Democratic Republic

1.5.3 Three countries achieved criteria for elimination of schistosomiasis as a public health problem and progress with multisectoral interventions towards transmission interruption

Prevalence of schistosomiasis in all four endemic countries (Cambodia, China, the Lao People's Democratic Republic and the Philippines) has declined significantly through decades of annual MDAs (Fig. 1). China has shifted from MDAs to selective and targeted treatment. Cambodia and the Lao People's Democratic Republic sustained above 75% coverage with preventive chemotherapy among all school-aged children and adults in endemic villages. As a result, Cambodia, China and the Lao People's Democratic Republic achieved the criteria for elimination of schistosomiasis as a public health problem by 2017. The Philippines continued to make efforts to improve MDA coverage nationwide.

All endemic countries are strengthening and institutionalizing intersectoral collaboration with WASH and veterinary sectors in their efforts to shift their targets from control to elimination of schistosomiasis (Table 6) (34).

FIG. 1. Evolution of *S. mekongi* prevalence in four sentinel sites in Cambodia after implementing a control programme consisting of MDA and health education, 1995–2017



Source: Expert consultation to accelerate elimination of Asian schistosomiasis, meeting report. Manila: World Health Organization Regional Office for the Western Pacific; 2017.

TABLE 6. Progress of elimination of schistosomiasis in the Western Pacific Region, 2018

MDA at 100% geographical coverage + WASH, veterinary and vector-control interventions	Under surveillance	Verified
Cambodia		
China		
Lao People's Democratic Republic		
Philippines		

1.5.4 Mass drug administration for elimination of yaws started in Papua New Guinea, Solomon Islands and Vanuatu

In 2013, Vanuatu carried out a total community treatment or MDA campaign for yaws in Tafea, a province with the highest reported number of cases, and achieved 95% coverage (Table 7). Since then, active detection and treatment of cases and all contacts have continued nationwide. In 2016, an MDA against trachoma was implemented in Vanuatu. In Solomon Islands, a nationwide MDA for trachoma was implemented in 2014 with 87% coverage. The impacts of trachoma MDAs using the same medicine (azithromycin) are being assessed and followed up in both countries. In Papua New Guinea, six-monthly targeted treatments have been ongoing in Lihir islands since 2013. The Philippines confirmed the transmission of yaws in three provinces and plans to continue endemicity mapping and develop an action plan.

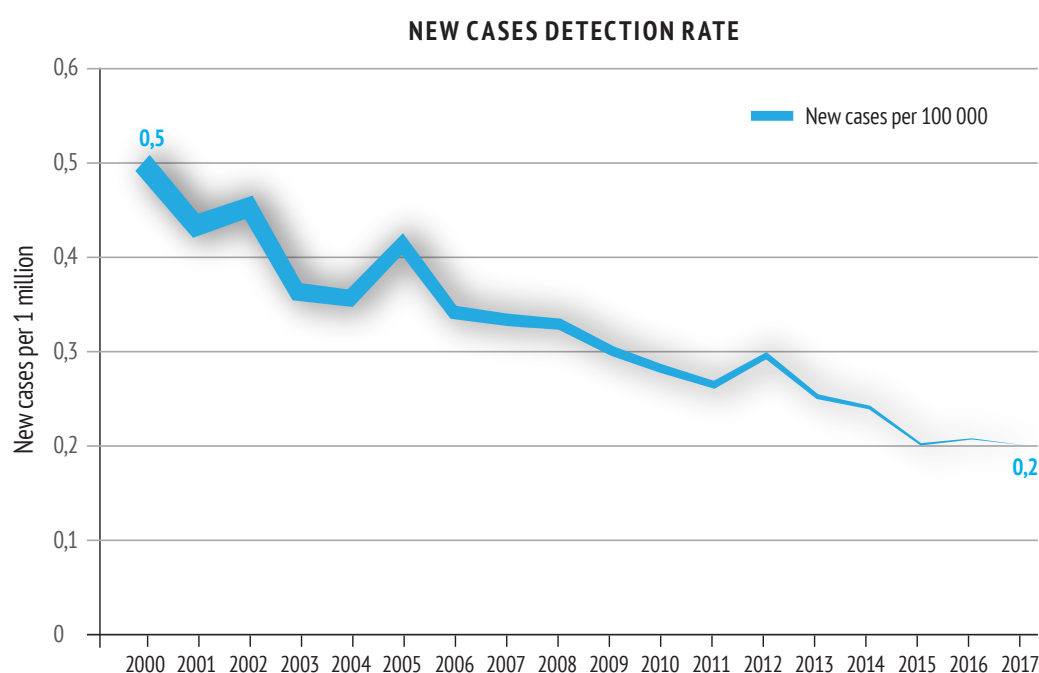
TABLE 7. Progress of elimination of yaws in the Western Pacific Region, 2017

Mapping	TCT*/TTT**	Under post-zero case surveillance	Verified
Philippines	Papua New Guinea Solomon Islands Vanuatu		

* TCT, total community treatment – ** TTT, total targeted treatment

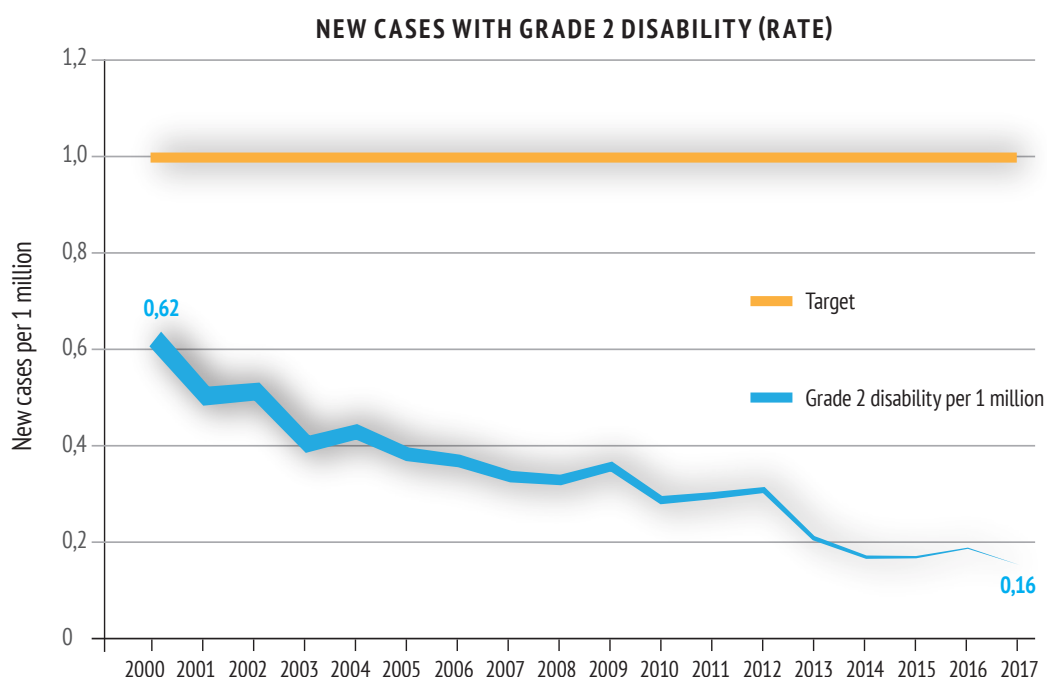
1.5.5 Elimination of leprosy as a public health problem

The reduction of new cases and the grade 2 disability (G2D) rate continued in 2012–2017. In this period, the number of new cases detected decreased by over 24% from 5419 cases in 2012 to 4140 in 2017, with a reduction of the new case detection rate from 0.30 per 100 000 population to 0.22 per 100 000 in the same period. The number of G2D cases among new cases declined by over 47% from 568 cases in 2012 to 299 cases in 2017 with a corresponding reduction of the G2D rate from 0.31 per 1 million population to 0.16 per 1 million population in the same period (Fig. 2).

FIG. 2. Evolution of new case detection rate per 100 000 population (left) and new cases with grade 2 disability per 1 million population in the Western Pacific Region, 2000–2017

Source: Global Health Observatory Data Repository.

FIG. 2. Evolution of new case detection rate per 100 000 population (left) and new cases with grade 2 disability per 1 million population in the Western Pacific Region, 2000–2017 (*continued*)



However, three Pacific island countries – the Federated States of Micronesia, Kiribati, and the Marshall Islands – continue to bear a high burden of leprosy in terms of the new case detection rate being over 100 per 100 000 population. China, Papua New Guinea and the Philippines account for over 75% of the regional burden in terms of numbers of new cases with pockets of higher endemicity at subnational levels.

1.5.6 Deworming against soil-transmitted helminthiasis increased and impact evaluation progressed

The number of children in the Western Pacific Region who received preventive chemotherapy for soil-transmitted helminths increased from 14.5 million (19% coverage) in 2012 to 41.1 million (51% coverage) in 2017. Cambodia, Kiribati, the Lao People's Democratic Republic, the Marshall Islands, Tuvalu and Viet Nam achieved 75% national coverage for school-aged children (Table 8), and Cambodia, the Lao People's Democratic Republic and Viet Nam started treatment of women of childbearing age in high-risk provinces. Evaluations of the impacts of regular deworming on the prevalence and intensity of infection are ongoing, and control strategies are revised as needed.

TABLE 8. National coverage of deworming against soil-transmitted helminthiases in the Western Pacific Region, 2011–2017 (in percentage)

COUNTRY	2011	2012	2013	2014	2015	2016	2017
School-aged children							
Cambodia	77	88	92	95	96	95	92
Fiji	56	45	5	7	9	0	8
Kiribati	100	100	99	52	69	74	0
Lao People's Democratic Republic	57	60	85	87	92	92	95
Marshall Islands	0	0	0	38	100	34	0
Micronesia (Federated States of)	0	0	0	32	0	12	0
Papua New Guinea	1	0	0	2	2	2	0
Philippines	21	20	13	42	72	71	73
Solomon Islands	0	0	0	6	9	9	9
Tonga	0	0	0	0	0	0	0
Tuvalu	88	84	87	89	76	73	0
Vanuatu	55	52	42	57	38	68	36
Viet Nam	64	47	68	77	100	83	0
Preschool-aged children							
Cambodia	85	0	100	96	99	95	93
Fiji	0	0	0	0	0	0	7
Kiribati	100	100	100	62	100	100	0
Lao People's Democratic Republic	96	100	48	85	88	91	2
Marshall Islands	0	0	0	56	100	58	0
Micronesia (Federated States of)	54	0	0	44	0	14	0
Papua New Guinea	1	52	0	1	1	15	8
Philippines	36	15	18	90	63	94	81
Solomon Islands	0	86	0	2	2	3	2
Tonga	0	0	0	0	0	0	0
Tuvalu	50	94	90	75	76	72	0
Vanuatu	0	0	0	0	66	24	25
Viet Nam	26	49	48	34	76	52	0

<50%
 50–75%
 >75%

Source: WHO PCT Databank [webpage]. Geneva: World Health Organization (http://www.who.int/neglected_diseases/preventive_chemotherapy/sth/en/, accessed 27 July 2018).

1.5.7 Priority actions for control of foodborne trematodiasis identified in all endemic countries

Implementation of preventive chemotherapy was limited to the Lao People's Democratic Republic, the Republic of Korea and Viet Nam largely due to limited availability of financial resources. In May 2017, the WHO Regional Office for the Western Pacific organized an Expert Consultation to Accelerate Control of Foodborne Trematode Infection, Taeniasis and Cysticercosis (19). The consultation classified countries as those with urgent epidemiological mapping needs (Cambodia, Mongolia and the Philippines) and those where strengthening control interventions was a priority (China, the Lao People's Democratic Republic, the Republic of Korea and Viet Nam), and recommended the comprehensive One Health approach as a core strategy to accelerate control of foodborne trematodiasis and taeniasis/cysticercosis.

1.6 EMERGING CHALLENGES AND OPPORTUNITIES

With unprecedented achievements in recent years, the NTD landscape in the Western Pacific Region is changing fast and new opportunities are arising, justifying the need for a new vision and direction to accelerate the control and elimination of NTDs and to sustain gains in the Western Pacific Region.

1.6.1 Need to address “unfinished business” and eliminate NTDs with available tools

The elimination of lymphatic filariasis and trachoma as public health problems in the Western Pacific Region has been achieved through the commitment and diligence of Member States to conduct MDA campaigns in all endemic communities annually, with pharmaceutical donors and partners supplying medicines and operational support. Building on this success, yaws-endemic countries in the Western Pacific Region are extending efforts to eliminate the disease through MDAs. Regional success in significantly reducing the burden of schistosomiasis through MDAs has increased the feasibility of accelerating efforts to eliminate the disease from the Region.

Eradication and elimination of communicable diseases are global public goods that benefit the population as a whole. With the availability of proven elimination strategies, large-scale donation of medicines and decades of experience of Member States in conducting MDAs, completing the unfinished business of eliminating all these tool-ready NTDs in the Western Pacific Region should be an ethical priority.

1.6.2 Need to shift the paradigm to effectively combat all NTDs

While some NTDs are amenable to eradication or elimination with MDA as the principal strategy, increasing evidence demonstrates that control and elimination of other NTDs can be accelerated through comprehensive multisectoral actions, such as enhancement of the water supply and sanitation coverage, veterinary public health, increased access to vaccines and antisera, food safety, and vector control interventions, for all vulnerable and affected populations.

The need for comprehensive multisectoral action goes beyond containment and elimination of transmission of NTDs. Many NTDs cause debilitating residual morbidities and disabilities, such as lymphedema and hydrocele associated with lymphatic filariasis, blindness caused by trachoma, or severe skin lesions and deformities associated with leprosy, yaws and Buruli ulcer. Such residual morbidities and disabilities remain even after countries have achieved elimination targets. Assessment of the morbidity burden and availability of care for patients affected with associated morbidities and disabilities is an essential component of the WHO validation process for elimination of lymphatic filariasis and trachoma as a public health problem. As such, they require well-coordinated partnerships to deliver sustained access to curative and rehabilitative services beyond elimination.

1.6.3 NTDs as the pathfinder for community engagement and empowerment

Globally, NTDs are now less neglected than ever, as a result of strong pledges and partnerships among governments, donors and partners. However, the “neglect” of these diseases by affected populations continues in many endemic countries. Despite years of preventive chemotherapy, affected populations continue to lack awareness and basic knowledge regarding transmission of NTDs. As a result, prevention and control remain challenging, with noncompliance to recommended treatment regimens and persisting risk behaviours, such as bathing and washing in infested river water, open defecation and unhygienic handling of food and livestock, which often result in reinfection.

Public health interventions and services are only effective when they reach the people who need them. Their impact is sustainable when people understand the need, demand the services, and own and drive changes that prevent continued transmission. NTDs are more visible than many other communicable diseases because many are caused by macroparasites and cause visible chronic morbidities and disabilities. This visibility makes NTDs a powerful tool to engage and mobilize affected communities. Well-coordinated multisectoral interventions and public health services for all vulnerable and hard-to-reach populations affected by NTDs should be considered an opportunity and entry point to engage and empower people, families and communities to strengthen their behaviours relating to health.

1.6.4 Weak surveillance capacity to move towards and beyond elimination of NTDs

With successful interventions and significant reductions in transmission of diseases, enhanced laboratory and surveillance capacity becomes more and more critical in order to deliver targeted interventions and measure their impact.

The need for effective surveillance does not end with elimination of a disease. Even in countries having achieved elimination status, residual transmission may persist. The disease may also be reintroduced from other countries with active transmission, particularly those countries with limited overall health system capacities. Sustained laboratory and surveillance capacity to continuously detect cases and foci of transmission and enable targeted response is required beyond elimination of NTDs, to ensure that the NTDs do not again become a public health problem.

As NTD transmission typically occurs in resource-limited and hard-to-reach communities, opportunities for strengthening integrated surveillance platforms should be maximized with other communicable diseases and beyond in the context of broader health system strengthening.

1.6.5 Inclusion of new diseases in the NTD portfolio

In 2016, WHO established the process and criteria for adoption of additional diseases in the NTD portfolio. Accordingly, three disease conditions – mycetoma, chromoblastomycosis and other deep mycosis; scabies and other ectoparasites; and snakebite envenoming – were added to the NTD portfolio in 2017. The decision to adopt a new disease as an NTD is based on the criteria stated in section 1.1 of this document. As a new disease condition is added to the NTD portfolio, actions need to be initiated to assess the situation and determine a roadmap for their effective control.

There is a need to build robust programme capabilities that can seamlessly accommodate any new disease by enabling execution of such needed actions, interventions and service delivery integrated and coordinated with other diseases and in the broader health system in the overall framework of control and elimination of NTDs.

1.6.6 NTDs as a journey to achieve universal health coverage and the Sustainable Development Goals

NTDs are now an integral part of the SDGs. SDG Target 3.3 specifically aims to end the epidemics of neglected tropical diseases by 2030. Universal health coverage will help sustain gains in NTD control and elimination by ensuring that needed health services reach all people, particularly marginalized and neglected populations.

The SDGs also present opportunities to accelerate progress on NTDs through whole-of-system multisectoral interventions, such as improvements in water and sanitation, food safety, environmental health and veterinary public health, in addition to health services.

At the same time, tackling NTDs contributes to the advancement of other SDG targets, from reducing poverty and malnutrition to improving water and sanitation, education and equity. Effective and sustained delivery of such comprehensive interventions also requires strong multisectoral collaboration and partnership as emphasized in the 2030 Agenda for Sustainable Development.

1.7 PURPOSE OF THE REGIONAL ACTION FRAMEWORK

Since the endorsement of the *Regional Action Plan for Neglected Tropical Diseases in the Western Pacific* in 2012, significant progress has been made towards agreed targets, and new opportunities and priorities have emerged, leading to a rapid change in the NTD landscape in the Region. Acknowledging progress and recognizing emerging challenges, existing programmatic weakness and opportunities, participants of the NTD Programme Managers Meeting and the Sixteenth Meeting of the Regional Programme Review Group (RPRG) on NTDs in the Western Pacific Region in 2016 recommended that WHO should consult with Member States and develop a new vision and direction to support accelerated control and elimination of NTDs in the Region.

Accordingly, WHO held a series of consultations with national NTD programme managers, experts and partners at national and regional levels, including the Seventeenth Meeting of the RPRG in June 2017, the Programme Managers Meeting on NTDs in the Pacific in February 2018 and the Programme Managers Meeting in the Asia subregion in March 2018 to discuss and further improve the draft framework.

The Regional Action Framework is intended to guide Member States, WHO, and other donors and partners to work together to systematically and progressively strengthen weaknesses in key programmatic areas and/or contribute to enhancing relevant health system components so that universal and equitable access to essential NTD interventions and services, particularly in hard-to-reach marginalized and vulnerable populations, is achieved and control and elimination of NTDs are accelerated.



2. REGIONAL ACTION FRAMEWORK FOR CONTROL AND ELIMINATION OF NTDs IN THE WESTERN PACIFIC

2.1 VISION, GOALS AND AIM

VISION

The Western Pacific Region free of NTDs.

GOALS

1. *Achieve and sustain the status of elimination of NTDs targeted in resolutions of the World Health Assembly, namely leprosy, lymphatic filariasis, rabies, schistosomiasis, trachoma and yaws.*
2. *Achieve and sustain control of other NTDs and alleviate suffering from NTD-associated morbidity and disabilities.*

Disease-specific eradication, elimination and control targets currently set at the global or regional level are listed in Annex 1.

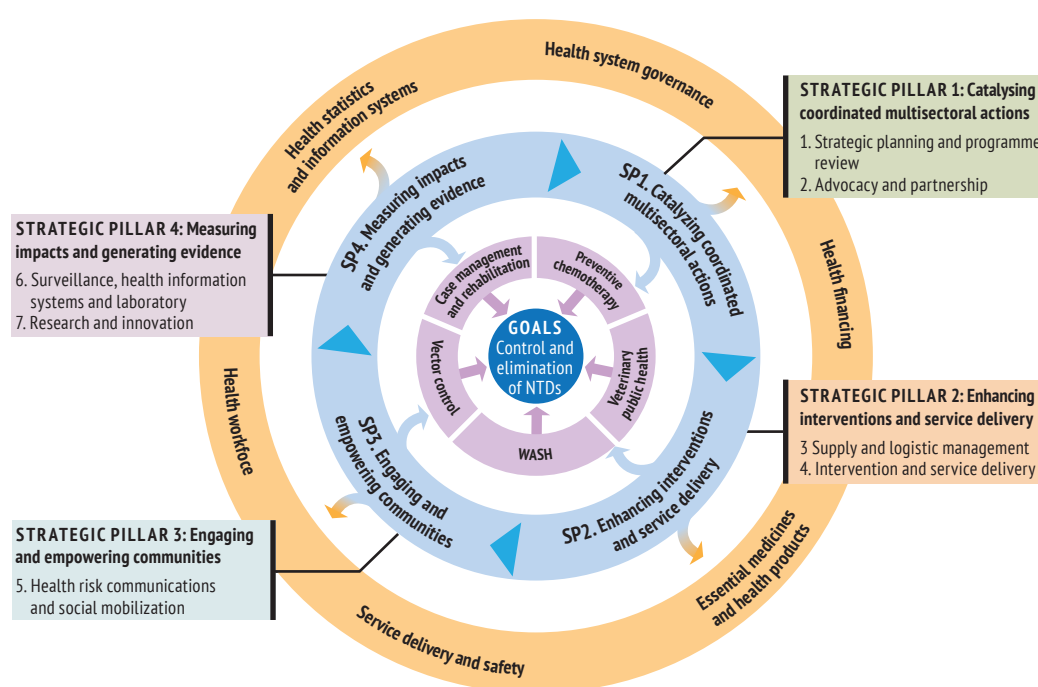
AIM

To build robust and sustained health system capacity for detecting, responding to, managing and preventing NTDs and associated morbidity and disabilities so that the quality of life of affected people and communities is improved in the Western Pacific Region.

2.2 STRATEGIC PILLARS, FOCUS AREAS AND MAJOR PROGRAMMATIC ACTIVITIES

The goals are achieved through implementation of one or more of the five public health interventions in combination, depending on disease endemicity, local transmission dynamics, recent burden and existing health system capacity. Achievement of the goals are accelerated through four strategic pillars with seven focus areas, which all contribute to overall health system strengthening (Fig. 3).

FIG. 3. Goals, interventions, strategic pillars and focus areas of the Regional Action Framework for Control and Elimination of Neglected Tropical Diseases in the Western Pacific and its linkage with health system strengthening



STRATEGIC PILLAR 1

Catalysing and sustaining coordinated multisectoral actions

Controlling and eliminating NTDs often requires delivery of interventions by other programmes or sectors. For instance, elimination of dog-mediated rabies requires effective delivery of dog vaccination. Elimination of schistosomiasis requires provision of proper sanitation and access to safe water supplies, treatment and management of animal reservoirs, and targeted snail control in areas with persistent transmission after multiple rounds of MDA. Provision of care and rehabilitation services for those affected by NTD-associated morbidity and disabilities needs to be integrated and sustained within the people-centred health system.

However, NTDs continue to be neglected by other health programmes and non-health sectors that might be unaware of the disease burden and the significance of their contributions for control or elimination efforts when there are so many other competing public health priorities. NTDs are often unnoticed by clinical sectors because visible morbidity and disabilities often appear many years after initial infection. NTDs continue to be neglected by policy-makers as they often affect the vulnerable populations living in remote, hard-to-reach parts of the country.

NTD programme managers or focal points should continue to advocate for NTDs and serve as facilitators to engage relevant sectors and partners and catalyse strong and sustained multisectoral partnership (Table 9).

Priorities evolve as interventions progress and the disease burden reduces. For instance, in the initial phase of a lymphatic filariasis elimination effort, MDA is necessary to interrupt transmission. At the same time, the assessment of morbidity associated with lymphatic filariasis and strengthening of access to care for patients should be planned and progressed towards achieving validation of elimination of lymphatic filariasis as a public health problem. As MDA progresses, monitoring and evaluation and transmission assessment surveys to assess the impacts of the intervention become the priority. Along the way, progress should be assessed and programme priorities should be adjusted regularly, engaging all relevant sectors and partners.

BOX 3 Forging intersectoral partnership and commitment through the annual NTD Stakeholders Forum in the Philippines

The NTD Unit at the Disease Prevention and Control Bureau of the Department of Health Philippines convenes the NTD Stakeholders Forum annually to bring together all stakeholders working on elimination and control of NTDs ranging from ministerial partners such as the Environmental Related Diseases Division, the Pharmaceutical Division, the Research Institute for Tropical Medicine, regional and provincial authorities, nongovernmental organizations, local and national universities to international donors and partners. The forum provides a valuable opportunity to update progress of control and

elimination of NTDs in the country and research gaps, share best practices to improve advocacy on NTDs, recognize and forge the existing partnership, and explore other possible collaboration opportunities to advance the NTD agenda in the country. The forum also enables information sharing between the national programme and academia so that translation of scientific evidence into policies and guidance to support control programme's progress is enhanced.

TABLE 9. Proposed key programmatic activities, targeted outcomes and their contributions to health system strengthening under STRATEGIC PILLAR 1 in relevant countries

Focus area	Key programmatic activities	Targeted outcomes	Contribution to health system strengthening
1. Strategic planning and programme review			
	<p>Establish a multisectoral governance mechanism, such as a NTD taskforce or technical working group, or incorporate NTDs in an existing mechanism at all levels.</p> <p>Regularly conduct thorough analysis and review of the NTD burden situation, disease distribution, and intervention progress and gaps pertaining to control and elimination of NTDs.</p> <p>Develop or update the national multisectoral strategic plan, outlining agreed goals, targets and critical interventions, priority actions to build programme system capabilities and enhance interventions delivery, timelines, and roles and responsibilities of each stakeholder.</p>	<ul style="list-style-type: none"> • Roles and responsibilities clearly defined under agreed multisectoral actions • Commitment obtained from all relevant programmes and sectors from the highest political level to the local level 	<ul style="list-style-type: none"> • Health system governance
2. Advocacy and partnership			
	<p>Regularly convene intersectoral stakeholders meeting to share progress and updates, reaffirm joint commitment and sustain momentum to fight NTDs at all levels.</p> <p>Maximize opportunities to disseminate strategic information on programme success and the remaining NTD burden through advocacy events, social media or publications to celebrate success and end "neglect" of NTDs at all levels of society.</p> <p>Explore opportunities to secure adequate funds and human resources for efficient delivery of planned interventions at all levels such as innovative resource mobilization from diverse international and national resources, utilization of targeted government subsidies for disadvantaged population groups and active engagement of local governments.</p>	<ul style="list-style-type: none"> • NTDs included in health-related priorities at all levels • Stakeholders commitment sustained at all levels • Increased resources for control and elimination of NTDs mobilized 	<ul style="list-style-type: none"> • Health system governance • Health financing for universal coverage

STRATEGIC PILLAR 2

Enhancing intervention and service delivery

NTDs most heavily affect areas with weak health systems and poor infrastructure. Efforts to strengthen relevant health system components that enable quality-assured, efficient, equitable, accountable and sustainable delivery of NTD interventions and services are key to achieve NTD elimination and control goals effectively and sustainably (Table 10) (35).

For instance, with support from pharmaceutical companies, WHO facilitates large-scale donations of medicines for preventive chemotherapy for a number of NTDs. In return, recipient countries have an ethical duty to properly manage and account for the usage of donated medicines. However, many countries lack capacity in supply chain management of NTD medicines and diagnostic tools. Some countries have had incidences of clusters of adverse events following preventive chemotherapy, but prompt referral, investigation, reporting and management of adverse events for preventive chemotherapy were done on an ad hoc basis because of a lack of agreed operating procedures and training for health staff involved in interventions. Many countries continue to have trouble securing quality-assured medicines, vaccines, antivenoms and diagnostic tools that are not available through the donation programme due to various challenges relating to resource mobilization, coordination across the relevant programmes and sectors, and lack of information on needs of such goods.

Even if needed medical goods are available and interventions are delivered, a number of countries observe persistent transmission of NTDs or failure in post-intervention surveillance, potentially due to inadequate intervention coverage or compliance with the interventions. Efforts are also needed to enhance the reach of the interventions using various innovative approaches.

BOX 4 Building health workforce capacity in efforts to eliminate lymphatic filariasis in Samoa

Lymphatic filariasis, commonly known as elephantiasis, is a parasitic disease. Infection occurs when filarial parasites are transmitted to humans through mosquitoes. Infection is usually acquired in childhood, causing hidden damage to the lymphatic system. The painful and profoundly disfiguring visible manifestations of the disease, lymphoedema, elephantiasis and scrotal swelling occur later in life and lead to permanent disability.

In 1997, the World Health Assembly in resolution WHA50.29 called on Member States to eliminate lymphatic filariasis as a public health problem. In response, WHO launched the Pacific Programme to Eliminate Lymphatic Filariasis (PacELF) in 1999 and the Global Programme to Eliminate Lymphatic Filariasis (GPELF) in 2000, with the aims of: 1) stopping the spread of infection through large-scale annual treatment of all eligible people in areas where infection is present (MDA); and 2) alleviating the suffering caused by lymphatic filariasis through increased morbidity management and disability prevention (MMDP) activities.

Efforts to control transmission of lymphatic filariasis were initiated in the 1960s and the high prevalence of lymphatic filariasis in Samoa has been known since the 1980s. Samoa joined the PacELF in 1999 and started implementation of annual rounds of MDA in the same year. A series of impact assessments have been conducted and once MDA was stopped in part of the country where the prevalence had decreased to below the threshold to sustain transmission. However, the latest transmission assessment survey carried out in 2017 revealed resurgence of transmission, warranting restart of MDA nationwide.

In order to maximize community participation and ensure safety and efficiency of the MDA campaign, the Ministry of Health of Samoa conveyed a series of consultations with various stakeholders including community leaders and local churches. All villages in the country were allocated to MDA teams, health professionals were allocated to each team as team leaders, and community health workers were assigned to each village as community drug distributors. In July 2018, a series of training workshops were carried out for all health professionals and approximately 1500 community health workers nationwide. The training aimed to equip all involved health personnel with knowledge on transmission of lymphatic filariasis; efficacy, mechanism of actions and safety of the medicines; logistics of efficiently implementing MDA; and practical skills for prevention and management of adverse events. In August 2018, a nationwide MDA was completed safely and effectively, achieving over 80% treatment coverage.

TABLE 10. Proposed key programmatic activities, targeted outcomes and their contributions to health system strengthening under STRATEGIC PILLAR 2 in relevant countries

Focus area	Key programmatic activities	Targeted outcomes	Contribution to health system strengthening
3. Supply and logistics management			
	<p>Ensure timely availability of sufficient and quality-assured medicines, vaccines, antivenoms and diagnostic tools at all levels through improved forecasting and planning.</p> <p>Secure adequate financial resources to procure necessary quality medicines and diagnostic tests outside the donation programme and ensure timely distribution and proper management of such supplies.</p> <p>Improve efficiency and transparency of supply chain management during procurement, storage and delivery, assure quality of NTD medicines, vaccines, antivenoms and diagnostic tools through standardized recording and reporting and regular monitoring.</p>	<ul style="list-style-type: none"> Supplies of quality-assured medicines, vaccines, antivenoms and diagnostic tools available in time and in sufficient volumes and fully utilized for planned interventions without wastage 	<ul style="list-style-type: none"> Essential medicines and technologies Health financing for universal coverage

Focus area	Key programmatic activities	Targeted outcomes	Contribution to health system strengthening
4. Intervention and service delivery			
	<p>Develop and regularly update national guidelines, policies and/or standard operating procedures (SOPs) for NTD interventions and services, including case treatment and/or care provision of NTDs through the health system, to ensure quality and safety of intervention delivery at all levels.</p> <p>Establish and implement SOPs and strengthen referral system for monitoring, reporting and managing of adverse events associated with NTD interventions in collaboration with relevant authorities.</p> <p>Strengthen the competency of health workforce at all levels to effectively plan, deliver and report interventions and services with high ethical standards through regular training (Box 4).</p> <p>Implement locally appropriate mechanisms to optimize intervention and service coverage such as well-organized social mobilization, regular supervision of interventions and feedback for field health workers, and timely coverage evaluation and mop-up.</p> <p>Explore opportunities to integrate intervention and service delivery across diseases and with other programmes, such as delivery of deworming and vitamin A supplementation, integrated screening of skin-related diseases or regular follow-up of patients affected by disabilities.</p>	<ul style="list-style-type: none"> Interventions and services delivered safely and efficiently National and geographical coverage targets set in line with global targets achieved for planned interventions and services 	<ul style="list-style-type: none"> Service delivery and safety Health workforce

STRATEGIC PILLAR 3

Engaging and empowering communities

NTDs may be neglected even by affected communities, especially when there is a lack of awareness and when prevalence of infection is significantly low and visible morbidities are rare (in the pre-elimination phase), leading to a drop in compliance with interventions.

Limited community awareness of transmission of NTDs and of key interventions, even after decades of annual preventive chemotherapy campaigns, leads to low compliance

with preventive chemotherapy or persistent risk behaviours such as open defecation, use of contaminated river water or consumption of raw freshwater fish harvested in contaminated rivers (Box 5). Also, many NTDs are typically endemic in remote, hard-to-reach settings, where health risk communications and community empowerment could be considered cost-effective and sustainable solutions while waiting for infrastructure development and adequate access to public health services (Table 11).

BOX 5 Community efforts to eliminate schistosomiasis drive improvements in water, sanitation and hygiene in remote communities in Cambodia and the Lao People's Democratic Republic

Schistosomiasis is a parasitic disease caused by blood flukes. The disease is endemic in remote communities along the Mekong River in Cambodia and the Lao People's Democratic Republic. Transmission occurs through contact with freshwater that has been contaminated by excreta from people already infected. The disease was highly endemic with high mortality a few decades ago. Decades of annual MDA have significantly reduced the prevalence of infection in these endemic villages such that elimination of the disease is within reach. However, experience has demonstrated that MDA alone cannot interrupt transmission in affected villages with poor sanitation. Efforts to prevent contamination of river water by improving access to sanitation and eliminating open defecation are essential to eliminate the disease.

Encouraged by progress but concerned about poor sanitation in affected areas, government authorities responsible for NTDs and water, sanitation and hygiene joined forces in 2016 to establish a community-led initiative to eliminate schistosomiasis with water, sanitation and hygiene (CL-SWASH). CL-SWASH builds on ongoing national efforts to expand participatory water safety planning (WSP) to all rural communities and integrate risk communications on schistosomiasis as part of the WSP process. It aims to empower communities to drive the elimination of schistosomiasis by improving WASH in affected villages, in addition to annual rounds of MDA. Using an integrated WSP-NTD approach, local facilitators conduct training in endemic villages with a focus on the empowerment of villagers to identify and address local issues.

As part of a CL-SWASH team, villagers go house to house with checklists, water test kits and malnutrition screening kits to assess the situation. They map the results of the survey including areas used for open defecation and households without latrines, discuss the findings and identify possible solutions that could be enacted without outside assistance. As the final step, they develop and pledge to follow their own CL-SWASH plan, including building and using latrines at their own expense. This is another example of a disease elimination effort driving intersectoral partnership and collaboration to improve water supply and sanitation coverage in the most hard-to-reach communities.

As a result of CL-SWASH, the number of endemic villages achieving full sanitation coverage has been increasing since 2016. Encouraged by the enthusiasm of villagers, the governments of Cambodia and the Lao People's Democratic Republic have developed a roll-out plan for expanding the initiative to all endemic villages, with the goal of eliminating schistosomiasis by 2025.

TABLE 11. Proposed key programmatic activities, targeted outcomes and their contributions to health system strengthening under STRATEGIC PILLAR 3 in relevant countries

Focus area	Key programmatic activities	Targeted outcomes	Contribution to health system strengthening
5. Health risk communications and social mobilization			
	<p>Convene community participatory health education activities to enhance communities' understanding of the link between their hygiene, farming or food preparation practices, transmission of NTDs and the purpose of interventions.</p> <p>Actively engage local authorities, community leaders and culturally influential people in health risk communications and social mobilization to maximize community participation.</p> <p>Institutionalize a mechanism to sustain community engagement in efforts to control and eliminate transmission of concerned NTDs in their own communities (for example, regular monitoring visits, establishment of community fund, culturally acceptable and sustainable incentives).</p>	<ul style="list-style-type: none"> Affected or high-risk individuals and communities are aware of social determinants of NTDs situation in their localities Affected or high-risk individuals and communities are empowered to actively participate in interventions, make necessary improvement in their practices and manage their health risks. 	<ul style="list-style-type: none"> Health workforce Service delivery and safety

STRATEGIC PILLAR 4

Measuring impacts and generating evidence

Information is key to ensure that people receive appropriate NTD interventions and services that they need and that the interventions and services are delivered efficiently and effectively, to document the incidence or prevalence of the diseases necessary to validate or verify achievement of elimination, and to ensure that the disease does not re-establish after achieving elimination (Table 12).

However, WHO-recommended rapid diagnostic tests are currently available only for a few NTDs, and detection and diagnosis of other NTDs require microscopy or other advanced laboratory methods. Microscopy typically has low sensitivity without regular training efforts. Many countries in the Region have limited laboratory capacity for advanced testing of NTDs and also face challenges with transport of specimens from remote, hard-to-reach endemic areas.

For diseases where WHO-recommended standard diagnostic tests are not available, different diagnostic methods and tools are used across countries and even within countries, making comparison of results over time and across areas a challenge.

Also, many countries continue to have limited capacity at all levels on timely collection and reporting of data and strategic use of data for programmatic evaluation and response following interventions.

Furthermore, many countries in the Region are progressing ahead of other countries globally, increasing the programmatic areas that need additional operational research. For instance, countries achieving elimination of lymphatic filariasis as a public health problem need to establish and sustain post-validation surveillance as transmission continues in some countries in the Region and in neighbouring countries of other WHO regions, and as there is a significant movement of people within and across the Region. However, there is no guidance yet on post-validation surveillance of lymphatic filariasis (Box 6). Schistosomiasis-endemic countries in the Region are also fast approaching the pre-elimination stage. In the absence of WHO guidance on surveillance and verification for elimination of schistosomiasis, countries will need to explore surveillance options. Many countries are in the process of accelerating control of foodborne and zoonotic NTDs. While there is knowledge on effective control interventions, the most effective combination with the maximum results will need to be piloted and evaluated. All these activities need to be done in the context of operational research with support of national and international partners so that needed evidence is generated not only to support countries to progress control and elimination of NTDs, but also to support WHO to develop further evidence-informed guidance.

BOX 6 Exploring opportunities for sustainable post-elimination surveillance of lymphatic filariasis in the WHO Western Pacific Region

An increasing number of countries in the WHO Western Pacific Region are achieving elimination of lymphatic filariasis as a public health problem in recent years. However, there is a risk of recrudescence from remaining local pockets of transmission leading to re-emergence of diseases as a public health problem and possible reintroduction of diseases to areas that have achieved elimination from other countries and areas of the Region and in neighbouring regions where active transmission is still present. There is an urgent need to establish post-elimination surveillance that can be integrated and sustained within the general health system.

The Cambodian Ministry of Health, which was validated for having eliminated lymphatic filariasis as a public health problem in 2016, conducted a nationwide serosurvey of tetanus immunity in 2012 to monitor progress towards maternal and neonatal tetanus elimination. During this survey, the collected sera samples were also tested to measure specific antibody responses to the parasites that cause malaria, toxoplasmosis, lymphatic filariasis, cysticercosis and strongyloidiasis using a multiple bead assay with technical support from the United States Centers for Disease Control and Prevention. The results were able to provide nationally representative estimates of the presence and distribution of such parasitic diseases

in the country. Encouraged by this experience, the ministry is planning to integrate lymphatic filariasis serological testing in the next tetanus serosurvey as part of post-validation surveillance of lymphatic filariasis.

Palau also achieved the criteria for elimination of lymphatic filariasis as a public health problem in 2013. However, a lymphatic filariasis seroprevalence survey carried out among migrant workers originating from other endemic countries in 2017 detected high antigenaemia prevalence among such populations. According to the advice from the NTD Regional Programme Review Group, the Bureau of Public Health in the Ministry of Health of Palau convened a national consultation to determine opportunities for sustainable post-validation surveillance of lymphatic filariasis in July 2018. The consultation involved the Bureau of Immigration and the Bureau of Labor in the Ministry of Justice among other ministerial partners and jointly reviewed the current policies and practices pertaining to the communicable disease screening of migrants. They reached consensus to revise the communicable disease screening requirement for the issuance of work permits for migrant workers originating from selected countries still endemic for lymphatic filariasis to enable annual treatment of those who tested positive. Additionally, integration of lymphatic filariasis serological testing in the next population-wide noncommunicable disease STEPwise approach to surveillance survey planned in 2020 is an opportunity for post-validation surveillance.

TABLE 12. Proposed key programmatic activities, targeted outcomes and their contributions to health system strengthening under STRATEGIC PILLAR 4 in relevant countries

Focus area	Key programmatic activities	Targeted outcomes	Contribution to health system strengthening
6. Surveillance, laboratory and health information system			
	<p>Develop a strategic plan for strengthening NTD surveillance, integrated and coordinated with other disease surveillance activities where feasible, based on epidemiological characteristics and geographical distributions of diseases, the current programmatic phase, existing and required surveillance capacity, and laboratory network.</p> <p>Develop SOPs for detection, diagnosis and intervention monitoring of relevant NTDs, with the list of indicators, intended use, methods of specimen collection, detection and diagnosis, interpretation of results, reporting and response algorithm.</p>	<ul style="list-style-type: none"> • Strengthening of NTD surveillance and monitoring capacity at all levels strategically planned and resources needs identified • Data reporting and sharing improved • Capacity of laboratory and programme staff at all levels strengthened for strategic use of data for improving programme efficiency 	<ul style="list-style-type: none"> • Health statistics and information system

Focus area	Key programmatic activities	Targeted outcomes	Contribution to health system strengthening
6. Surveillance, laboratory and health information system (<i>continued</i>)			
	<p>Develop standard reporting mechanism with agreed minimum core indicators and reporting protocols for relevant NTDs with reporting deadlines to ensure accurate and timely reporting at all levels up to WHO, considering use of electronic data system such as District Health Information System 2 platforms where feasible</p> <p>Ensure laboratory and programme staff at all levels have the necessary skills to collect data, interpret results accurately, use data for improving programme efficiency and report and respond promptly, in the context of health system strengthening and available resources.</p>		
7. Research and innovation			
	<p>Establish a platform to regularly share research updates and priority knowledge gaps and to strategically plan collaboration to translate evidence into national policies between the control programmes and research institutions.</p> <p>Strengthen programme capacity in developing, implementing and documenting operational and implementation research to improve programme efficiency and impacts with support of partners.</p>	<ul style="list-style-type: none"> • Innovation fostered and programme implementation enhanced • Evidence generated through programme implementation and research documented and disseminated 	<ul style="list-style-type: none"> • Service delivery and safety • Health workforce

REFERENCES

1. What is universal coverage? [webpage] Geneva: World Health Organization; 2015 (http://www.who.int/healthsystems/universal_health_coverage/en/, accessed 5 June 2018).
2. Fürst T, Salari P, Llamas LM, Steinmann P, Fitzpatrick C, Tediosi F. Global health policy and neglected tropical diseases: Then, now, and in the years to come. *PLoS Negl Trop Dis*. 2017;11(9):e0005759.
3. The WHO Strategic and Technical Advisory Group for Neglected Tropical Diseases: Recommendations for the adoption of additional diseases as neglected tropical diseases. [webpage] Geneva: World Health Organization; 2016 (http://www.who.int/neglected_diseases/diseases/Adoption_additional_NTDs.pdf, accessed 5 June 2018).
4. Generic framework for control, elimination and eradication of neglected tropical diseases. Geneva: World Health Organization; 2015.
5. Accelerating work to overcome the global impact of neglected tropical diseases: A roadmap for implementation. Geneva: World Health Organization; 2012.
6. 10 facts on yaws eradication [webpage]. Geneva: World Health Organization; 2017 (<http://www.who.int/features/factfiles/yaws/en/>, accessed 5 June 2018).
7. Summary report of a consultation on the eradication of yaws. 5–7 March 2012, Morges, Switzerland. Geneva: World Health Organization; 2012.
8. Progress report 2000–2009 and strategic plan 2010–2020 of the global programme to eliminate lymphatic filariasis: halfway towards eliminating lymphatic filariasis. Geneva: World Health Organization; 2010.
9. Recommendations of the International Task Force for Disease Eradication. *Morbidity and Mortality Weekly Report*, 42, RR-16. Atlanta: United States Centers for Disease Control and Prevention; 1993.
10. Guideline: alternative mass drug administration regimens to eliminate lymphatic filariasis. Geneva: World Health Organization; 2017.
11. Trachoma [webpage]. Geneva: World Health Organization; 2018 (<http://www.who.int/news-room/fact-sheets/detail/trachoma>, accessed 5 June 2018).
12. Trachoma simplified grading card [webpage]. Geneva: World Health Organization; 1987 (http://www.who.int/trachoma/resources/SAFE_documents/en/, accessed 5 June 2018).
13. Tanaka H, Tsuji M. From discovery to eradication of schistosomiasis in Japan: 1847-1996. *Int J Parasitol*. 1997;27(12):1465–80.
14. 10 facts on rabies [webpage]. Geneva: World Health Organization; 2017 (<http://www.who.int/features/factfiles/rabies/en/>, accessed 5 June 2018).
15. WHO expert consultation on rabies, third report. Geneva: World Health Organization; 2018.
16. Transmission of leprosy [webpage]. Geneva: World Health Organization (<http://www.who.int/lep/transmission/en/>, accessed 5 June 2018).
17. Global leprosy strategy: accelerating towards a leprosy-free world. Geneva: World Health Organization; 2016.

18. Garcia HH, Gonzalez AE, Evans CA, Gilman RH; Cysticercosis Working Group in Peru. *Taenia solium* cysticercosis. *Lancet*. 2003;362(9383):547–56.
19. Expert consultation to accelerate control of foodborne trematode infections, taeniasis and cysticercosis, Meeting report. Manila: World Health Organization Regional Office for the Western Pacific; 2017.
20. Helminth control in school age children: a guide for managers of control programmes – 2nd ed. Geneva: World Health Organization; 2011.
21. Echinococcosis [webpage]. Geneva: World Health Organization; 2018 (<http://www.who.int/news-room/fact-sheets/detail/echinococcosis>, accessed 5 June 2018).
22. Craig PS, Hegglin D, Lightowlers MW, Torgerson PR, Wang Q. Echinococcosis: control and prevention. *Adv Parasitol*. 2017;96:55–158.
23. Western Pacific regional action plan for dengue prevention and control (2016). Manila: World Health Organization Regional Office for the Western Pacific; 2017.
24. Buruli ulcer (*Mycobacterium ulcerans* infection) [webpage]. Geneva: World Health Organization; 2018 ([http://www.who.int/news-room/fact-sheets/detail/buruli-ulcer-\(mycobacterium-ulcerans-infection\)](http://www.who.int/news-room/fact-sheets/detail/buruli-ulcer-(mycobacterium-ulcerans-infection)), accessed 5 June 2018).
25. Control of the leishmaniasis: report of a meeting of the WHO Expert Committee on the Control of Leishmaniasis, Geneva, 22–26 March 2010. Geneva: World Health Organization; 2010.
26. Snakebite envenoming [webpage]. Geneva: World Health Organization; 2018. (<http://www.who.int/news-room/fact-sheets/detail/snakebite-envenoming>, accessed 5 June 2018).
27. Scabies [webpage]. Geneva: World Health Organization; 2018 (http://www.who.int/lymphatic_filariasis/epidemiology/scabies/en/, accessed 5 June 2018).
28. Montresor A, Gabrielli AF, Chitsulo L, Ichimori K, Mariotti S, Engels D, Savioli L. Preventive chemotherapy and the fight against neglected tropical diseases. *Expert Rev Anti Infect Ther*. 2017;10(2):237–42.
29. FAO/OIE/WHO. The FAO-OIE-WHO Collaboration: Sharing responsibilities and coordinating global activities to address health risks at the animal-human-ecosystems interfaces. A Tripartite Concept Note [webpage]. Geneva: World Health Organization; 2010 (http://www.who.int/influenza/resources/documents/tripartite_concept_note_hanoi_o42011_en.pdf, accessed 5 June 2018).
30. Water, sanitation and hygiene for accelerating and sustaining progress on neglected tropical diseases: a global strategy 2015–2020. Geneva: World Health Organization; 2015.
31. WHO global disability action plan 2014–2021: better health for all people with disability. Geneva: World Health Organization; 2018.
32. London Declaration on Neglected Tropical Diseases [webpage]. Geneva: World Health Organization; 2012 (http://www.who.int/neglected_diseases/London_Declaration_NTDs.pdf, accessed 5 June 2018).
33. Regional action plan for neglected tropical diseases in the Western Pacific (2012–2016). Manila: World Health Organization Regional Office for the Western Pacific; 2012.
34. Expert consultation to accelerate elimination of Asian schistosomiasis, meeting report. Manila: World Health Organization Regional Office for the Western Pacific; 2017.
35. Universal health coverage: moving towards better health: action framework for the Western Pacific Region. Manila: World Health Organization Regional Office for the Western Pacific; 2016.

ANNEX 1.

Global or regional disease-specific eradication, elimination and control targets as of June 2018*

Disease	Target year	Geographical scope	Operational definition	Source
ERADICATION				
Yaws	2020	Global	Absence of a new, infectious, serologically confirmed indigenous yaws cases for three consecutive years, supported by high coverage of active surveillance.	(1)
ELIMINATION (INTERRUPTION OF TRANSMISSION)				
Asian schistosomiasis	2030	Regional	Reduction to zero of incidence of new indigenous infection in humans and animals, and reduction to zero of infected snails, validated after a minimum period of five consecutive years of adequate post-intervention surveillance.	(2)
Leprosy	2020	Global	Zero grade 2 disabilities (G2D) among paediatric leprosy patients; reduction of new cases with G2D caused by <i>Mycobacterium leprae</i> to less than one per 1 million population; and zero countries with legislation allowing discrimination on basis of leprosy.	(3)
ELIMINATION AS A PUBLIC HEALTH PROBLEM				
Trachoma	2020	Global	Reduction in the prevalence of trachomatous trichiasis “unknown to the health system” to less than 0.2% in adults aged 15 years and older; a reduction in the prevalence of the active trachoma sign “trachomatous inflammation-follicular” (TF) in children aged 1–9 years to less than 5% (sustained for at least two years in the absence of intervening antibiotic mass drug administration); and the presence of a system to detect and manage incident cases of trachomatous trichiasis, with evidence of appropriate support for that system.	(4)
Lymphatic filariasis	2020	Global	Prevalence of infection with <i>Wuchereria bancrofti</i> , <i>Brugia malayi</i> or <i>Brugia timori</i> less than target thresholds in all endemic areas.	(5, 6)
Rabies	2030	Global	Absence of human death from rabies for 24 months	(7)
CONTROL				
Soil-transmitted helminthiasis	2020	Global	Seventy-five per cent of preschool- and school-aged children in need of treatment regularly treated; and 75% coverage achieved in preschool- and school-aged children in 100% of countries.	(8)
Foodborne trematodiasis	2020	Global	Seventy-five per cent of population at risk reached by preventive chemotherapy; and morbidity due to foodborne trematodiasis controlled in all endemic areas.	(9)

Disease	Target year	Geographical scope	Operational definition	Source
CONTROL (continued)				
Taeniasis/ cysticercosis	2020	Global	Interventions scaled up in selected countries for <i>Taenia solium</i> taeniasis and cysticercosis control and elimination.	(9)
Echinococcosis	2020	Global	Validated strategy available for echinococcosis/hydatidosis and interventions scaled up in selected countries for their control and elimination.	(9)
Buruli ulcer	2020	Global	Seventy percent of all cases detected early and cured with antibiotics.	(9)

* Currently there are no global targets relevant to the Western Pacific Region for leishmaniasis, scabies and other ectoparasites and snakebite envenoming.

Sources:

1. Eradication of yaws – procedures for verification and certification of interruption of transmission. Geneva: World Health Organization; 2018.
2. Report of the expert consultation to accelerate elimination of Asian schistosomiasis, 22–23 May 2017, Shanghai, China. Manila: World Health Organization Regional Office for the Western Pacific; 2017.
3. Global leprosy strategy 2016–2020. Accelerating towards a leprosy-free world. Monitoring and evaluation guide. New Delhi: World Health Organization Regional Office for South-East Asia; 2017.
4. Validation of elimination of trachoma as a public health problem. Geneva: World Health Organization; 2016.
5. Sustaining the drive to overcome the global impact of neglected tropical diseases - Second WHO report on neglected tropical diseases. Geneva: World Health Organization; 2013.
6. Lymphatic filariasis: monitoring and epidemiological assessment of mass drug administration - A manual for national elimination programmes. Geneva: World Health Organization; 2012.
7. WHO expert consultation on rabies, third report. Geneva: World Health Organization; 2018.
8. Eliminating soil-transmitted helminthiasis as a public health problem in children - Progress report 2001–2010 and strategic plan 2011–2020. Geneva: World Health Organization; 2012.
9. Accelerating to overcome the global impact of neglected tropical diseases – A roadmap for implementation. Geneva: World Health Organization; 2012.

ANNEX 2.

Situation of NTDs in the Western Pacific Region, by country or area, 2018

Country / Area	Disease (1)						
	Buruli ulcer	Echino-coccosis	FBT	Leishmaniasis	Leprosy**	Lymphatic filariasis*	Rabies
PACIFIC SUBREGION							
Australia	Endemic				Low burden		
American Samoa					Low burden	Endemic, MDA ongoing	
Cook Islands					Low burden	Elimination validated	
Fiji					Low burden	Endemic, MDA ongoing	
French Polynesia					Low burden	Endemic, MDA ongoing	
Kiribati					High burden	Endemic, post-MDA surveillance	
Marshall Islands					High burden	Elimination validated	
Micronesia					High burden	Endemic, MDA ongoing	
Nauru					Low burden		
New Caledonia					Low burden	Endemic, MDA to start	
Niue					Low burden	Elimination validated	
Palau					Low burden	Elimination validated	
Papua New Guinea	Endemic				Low burden	Endemic, MDA ongoing	
Samoa					Low burden	Endemic, MDA ongoing	
Solomon Islands					Low burden		
Tonga					Low burden	Elimination validated	
Tuvalu					Low burden	Endemic, MDA ongoing	
Vanuatu					Low burden	Elimination validated	
Wallis & Futuna					Low burden	Elimination validated	


Country / Area	Disease (2)						
	Scabies	Schisto- somiasis	Snakebite envenoming	STH	Taeniasis/ cysticercosis	Trachoma*	Yaws
PACIFIC SUBREGION							
Australia	Endemic		Endemic	Not requiring PC		Endemic, MDA ongoing	
American Samoa	Endemic			Not requiring PC	ND		
Cook Islands	Endemic			Not requiring PC	ND		
Fiji	Endemic			PC ongoing	ND	Mapping	
French Polynesia	Endemic			Not requiring PC	ND		
Kiribati	Endemic			PC ongoing	ND	Endemic, post-MDA surveillance	
Marshall Islands	Endemic			PC ongoing	ND		
Micronesia	Endemic			PC ongoing	ND		
Nauru	ND			ND	ND	Suspected	
New Caledonia	ND			Not requiring PC	ND		
Niue	ND			Not requiring PC	ND		
Palau	ND			ND	ND		
Papua New Guinea	Endemic		Endemic	PC ongoing	ND	Mapping	
Samoa	Endemic			ND	ND	Suspected	
Solomon Islands	Endemic			PC ongoing	ND	Endemic, post-MDA surveillance	
Tonga	ND			PC to start	ND		
Tuvalu	Endemic			PC ongoing	ND		
Vanuatu	Endemic			PC ongoing	ND	Endemic, post-MDA surveillance	
Wallis & Futuna	ND			ND	ND		

ANNEX 2.

Situation of NTDs in the Western Pacific Region, by country or area (2018)
(continued)

Country / Area	Disease (1)						
	Buruli ulcer	Echino-coccosis	FBT	Leishmaniasis	Leprosy**	Lymphatic filariasis*	Rabies
ASIA SUBREGION							
Brunei Darussalam					Low burden	Endemic, post-MDA surveillance	
Cambodia			Endemic		Low burden	Elimination validated	Endemic
China		Endemic	Endemic	Endemic	Low burden	Elimination validated	Endemic
Lao PDR			Endemic		Low burden	Endemic, post-MDA surveillance	Endemic
Malaysia			Endemic		Low burden	Endemic, MDA ongoing	Endemic
Mongolia		Endemic	ND		Low burden		Endemic
Philippines			Endemic		Low burden	Endemic, MDA ongoing	Endemic
Republic of Korea			Endemic		Low burden	Elimination validated	No more human cases
Viet Nam			Endemic		Low burden	Elimination validated	Endemic

Country / Area	Disease (2)						
	Scabies	Schisto- somiasis	Snakebite envenoming	STH	Taeniasis/ cysticercosis	Trachoma*	Yaws
ASIA SUBREGION							
Brunei Darussalam	ND			Not requiring PC			
Cambodia	Endemic	Endemic, MDA ongoing	Endemic	PC ongoing	Endemic	Elimination validated	
China	ND	Endemic, MDA ongoing	Endemic	PC ongoing	Endemic	Elimination claimed	
Lao PDR	ND	Endemic, MDA ongoing	Endemic	PC ongoing	Endemic	Elimination validated	
Malaysia	ND		Endemic	Not requiring PC	ND		
Mongolia	ND		Endemic	Not requiring PC	ND		
Philippines	ND	Endemic, MDA ongoing	Endemic	PC ongoing	Endemic		Endemic
Republic of Korea	Endemic		Endemic	Not requiring PC			
Viet Nam	ND		Endemic	PC ongoing	Endemic	Endemic, MDA ongoing	

 Not endemic

Lao PDR: Lao People's Democratic Republic; Micronesia: Federated States of Micronesia

FBT, foodborne trematodiasis; MDA, mass drug administration; ND, no data; PC, preventive chemotherapy; STH, soil-transmitted helminthiasis

* Country classified as "elimination validated" has achieved elimination of the disease as a public health problem.

** Country classified as "low burden" has achieved elimination of leprosy as a public health problem.

ANNEX 3. Strategic pillars, focus areas, medicines/vaccines and diagnostic tools for control and elimination of NTDs in the Western Pacific Region

STRATEGIC PILLARS (SP)	STRATEGIC PILLAR 1 Catalyzing coordinated multisectoral actions			STRATEGIC PILLAR 2 Enhancing interventions and service delivery							
Focus area	1. Strategic planning and programme review	2. Advocacy and partnership	3. Supply and logistics management	4. Intervention and service delivery							
				Community (or school) based				Primary- or secondary-care based			
				PC	Vet.	VC	WASH	Rehab.	Case treatment	Wound care	Surgery
DISEASE											
Buruli ulcer	✓	✓	✓				✓	✓	Antibiotics	✓	✓
Echinococcosis	✓	✓	✓	ALB	PZQ (dog) EG95 (lamb)		✓		ALB		✓
Foodborne trematodiasis	✓	✓	✓	PZQ/TCZ	PZQ/TCZ (dog, cat, pig)	△ Snail	✓		PZQ/TCZ		✓
Leishmaniasis	✓	✓	✓		(dog)	✓ Sandfly		✓	**	✓	✓
Leprosy	✓	✓	✓				✓	✓	MDT	✓	✓
Lymphatic filariasis	✓	✓	✓	ALB, DEC, IVM		△ Mosquito	✓	✓	ALB, DEC, IVM	✓	✓
Rabies	✓	✓	✓		Vaccine (dog)		✓		PEP, RIG	✓	✓
Scabies	✓	✓	✓	IVM			✓		IVM	✓	

STRATEGIC PILLARS (SP)	STRATEGIC PILLAR 1 Catalyzing coordinated multisectoral actions			STRATEGIC PILLAR 2 Enhancing interventions and service delivery								
Focus area	1. Strategic planning and programme review	2. Advocacy and partnership	3. Supply and logistics management	4. Intervention and service delivery								
				Community (or school) based				Primary- or secondary-care based				
				PC	Vet.	VC	WASH	Rehab.	Case treatment	Wound care	Surgery	
				DISEASE								
Schistosomiasis	✓	✓	✓	PZQ	△ PZQ (buffalo, cattle, dog, cat)	△ Snail	✓		PZQ		✓	
Snakebite envenoming	✓	✓	✓				✓	✓	Antivenom	✓	✓	
Soil-transmitted helminthiasis	✓	✓	✓	ALB/MBD			✓		ALB/MBD			
Taeniasis/ cysticercosis	✓	✓	✓	ALB/ PZQ/NCL	Oxfendazole/ TSOL18 (pig)		✓		ALB/ PZQ/NCL*		✓	
Trachoma	✓	✓	✓	AZT			✓		AZT		✓	
Yaws	✓	✓	✓	AZT			✓		AZT	✓		

△ Recommended depending on species, geographical locations and/or endemicity status; includes prophylactic vaccines for rabies.

ALB, albendazole; DEC, diethylcarbamazine citrate; DPP, Dual Path Platform syphilis assay; EG, E. granulosus; FBT, foodborne trematodiasis; FTS, filaria test strip; HIS, health information system; IVM, ivermectin; MBD, mebendazole; MDT, multidrug therapy; NCL, niclosamide; PC, preventive chemotherapy; PCR, polymerase chain reaction; PEP, pre-exposure prophylaxis; PZQ, praziquantel; RDT, rapid diagnostic test; Rehab., rehabilitation; RIG, rabies immunoglobulin; STH, soil-transmitted helminthiasis; TCZ, triclabendazole; VC, vector control; Vet., veterinary; WASH, water, sanitation and hygiene; WBCT, whole blood clotting test; ZTH, azithromycin.

* Treatment of neurocysticercosis depends on the imaging results, and might involve anthelmintics (PZQ, ALB), anti-epileptic drugs and steroids.

** Treatment of leishmaniasis depends on several factors including type of disease, concomitant pathologies, parasite species and geographic location.

ANNEX 3.

Strategic pillars, focus areas, medicines/vaccines and diagnostic tools for control and elimination of NTDs in the Western Pacific Region *(continued)*

STRATEGIC PILLARS (SP)	STRATEGIC PILLAR 3 Engaging and empowering communities	STRATEGIC PILLAR 4 Measuring impacts and generating evidence				Sources
Focus area	5. Health risk communications and social mobilization	6. Surveillance, laboratory and HIS			7. Research and innovation	
		Community (or school) based	Primary-care based	Secondary-care or lab based		
DISEASE						
Buruli ulcer	✓	Surveillance	Clinical, Microscopy	Clinical, Microscopy, PCR	✓	(1–5)
Echinococcosis	✓	Mapping, M&E, Surveillance	Imaging	Imaging, immunoassay, PCR	✓	(6, 7)
Foodborne trematodiasis	✓	Mapping, M&E	Microscopy	Immunoassay, Microscopy, PCR	✓	(8, 9)
Leishmaniasis	✓	Surveillance	Clinical, Microscopy, RDT	Clinical, Immunoassay, Microscopy, PCR	✓	(10)
Leprosy	✓	Surveillance	Clinical, Microscopy	Clinical, Microscopy, PCR	✓	(10)
Lymphatic filariasis	✓	Mapping, M&E, Surveillance	Microscopy, RDT	Microscopy, RDT	✓	(12–14)
Rabies	✓	Surveillance	Clinical (bite)	Clinical (bite), FAT, DRIG, PCR	✓	(15)
Scabies	✓	Mapping, M&E	Clinical	Clinical	✓	(16)

STRATEGIC PILLARS (SP)	STRATEGIC PILLAR 3 Engaging and empowering communities	STRATEGIC PILLAR 4 Measuring impacts and generating evidence			
		6. Surveillance, laboratory and HIS			7. Research and innovation
		Community (or school) based	Primary-care based	Secondary-care or lab based	
Focus area	5. Health risk communications and social mobilization				
DISEASE					
Schistosomiasis	✓	Mapping, M&E, Surveillance	Microscopy	Immunoassay, Microscopy, PCR	✓ (17)
Snakebite envenoming	✓	Surveillance	Clinical (bite)	Clinical (bite, species diagnosis), 20WBCT, immunoassay	✓ (18, 19)
Soil-transmitted helminthiases	✓	Mapping, M&E	Microscopy	Microscopy, PCR	✓ (20)
Taeniasis/cysticercosis	✓	Mapping, M&E	Microscopy, Imaging	Immunoassay, Microscopy, PCR,	✓ (9, 21, 22)
Trachoma	✓	Mapping, M&E	Clinical	Clinical, Immunoassay, PCR	✓ (23)
Yaws	✓	Mapping, M&E, Surveillance	Clinical, RDT	Clinical, PCR, RDT	✓ (24, 25)

△ Recommended depending on species, geographical locations and/or endemicity status; includes prophylactic vaccines for rabies.

ALB, albendazole; DEC, diethylcarbamazine citrate; DPP, Dual Path Platform syphilis assay; EG, *E. granulosus*; FAT, fluorescent antibody test; FBT, foodborne trematodiasis; FTS, filaria test strip; HIS, health information system; IVM, ivermectin; MBD, mebendazole; MDT, multidrug therapy; NCL, niclosamide; PC, preventive chemotherapy; PCR, polymerase chain reaction; PEP, pre-exposure prophylaxis; PZQ, praziquantel; RDT, rapid diagnostic test; RIG, rabies immunoglobulin; STH, soil-transmitted helminthiases; TCZ, triclabendazole; VC, vector control; WASH, water, sanitation and hygiene; WBCT, whole blood clotting test; ZTH, azithromycin.

* Treatment of neurocysticercosis depends on the imaging results, and might involve anthelmintics (PZQ, ALB), anti-epileptic drugs and steroids.

** Treatment of leishmaniasis depends on several factors including type of disease, concomitant pathologies, parasite species and geographic location.

See *Sources* on next page

Sources:

1. Buruli ulcer: diagnosis of *Mycobacterium ulcerans* disease: a manual for health care providers. Geneva: World Health Organization; 2001.
2. Buruli ulcer: a manual on how to prevent disability. Geneva: World Health Organization; 2006.
3. Prevention of disability in Buruli ulcer: basic rehabilitation: Practical field guide. Geneva: World Health Organization; 2008.
4. Treatment of *Mycobacterium ulcerans* disease (Buruli ulcer): Guidance for health workers. Geneva: World Health Organization; 2012.
5. Buruli ulcer: diagnosis of *Mycobacterium ulcerans* disease: a manual for health care providers. Geneva: World Health Organization; 2001.
6. WHO/OIE. Manual on echinococcosis in humans and animals: a public health problem of global concern. Paris: World Organisation for Animal Health; 2002.
7. Meeting of the WHO Informal Working Group on Echinococcosis (WHO-IWGE), WHO headquarters, Geneva, Switzerland 15–16 December 2016. Geneva: World Health Organization; 2017.
8. Report of the WHO expert consultation on foodborne trematode infections and taeniasis/cysticercosis, Vientiane, Lao People's Democratic Republic, 12–16 October 2009. Geneva: World Health Organization; 2009.
9. Expert consultation to accelerate control of foodborne trematode infections, taeniasis and cysticercosis, Meeting report. Manila: World Health Organization Regional Office for the Western Pacific; 2017.
10. Control of the leishmaniasis: report of a meeting of the WHO Expert Committee on the Control of Leishmaniasis, Geneva, 22–26 March 2010. Geneva: World Health Organization; 2010.
11. Global leprosy strategy: accelerating towards a leprosy-free world. Geneva: World Health Organization, Geneva; 2016.
12. Progress report 2000–2009 and strategic plan 2010–2020 of the global programme to eliminate lymphatic filariasis: halfway towards eliminating lymphatic filariasis. Geneva: World Health Organization; 2010.
13. Lymphatic filariasis: managing morbidity and preventing disability: an aide-mémoire for national programme managers. Geneva: World Health Organization; 2013.
14. Monitoring and epidemiological assessment of mass drug administration in the global programme to eliminate lymphatic filariasis: a manual for national elimination programmes. Geneva: World Health Organization; 2011.
15. WHO expert consultation on rabies, third report. Geneva: World Health Organization; 2018.
16. Scabies [webpage]. Geneva: World Health Organization; 2018 (http://www.who.int/lymphatic_filariasis/epidemiology/scabies/en/, accessed 5 June 2018).
17. Expert consultation to accelerate elimination of Asian schistosomiasis. Meeting report. Manila: World Health Organization Regional Office for the Western Pacific; 2017.
18. Snakebite envenoming: treatment [webpage]. Geneva: World Health Organization; 2018 (<http://www.who.int/snakebites/treatment/en/>, accessed 5 June 2018).
19. Diagnostic tests and tools [webpage]. Geneva: World Health Organization; 2018 (http://www.who.int/snakebites/treatment/Diagnostic_tests_and_tools/en/, accessed 5 June 2018).
20. Helminth control in school-age children: a guide for managers of control programmes - 2nd ed. Geneva: World Health Organization; 2011.
21. WHO/FAO/OIE. Guidelines for the surveillance, prevention and control of taeniosis/cysticercosis. Paris: World Organisation for Animal Health; 2005.
22. Landscape analysis: control of *Taenia solium*. Geneva: World Health Organization; 2015.
23. Trachoma control: a guide for programme managers. Geneva: World Health Organization; 2006.
24. Eradication of yaws: a guide for programme managers. Geneva: World Health Organization; 2018.
25. Yaws strategy development: report of a meeting, 27–28 October 2014, Atlanta, GA, USA. Geneva: World Health Organization; 2015.

